



# 2022

## LED BULB CATALOG

**sunlite**<sup>®</sup>

Providing All of Your Lighting Needs Since 1980



# ABOUT US

Sunshine Lighting was founded in 1980 by Morty Kohn as a one-person operation. It evolved into a multinational enterprise, growing at a rapid pace to become one of the leading lighting manufacturers in the United States. Sunshine Lighting takes great pride in maintaining a personal relationship with each customer.

In 1996 Sunshine Lighting began developing and manufacturing the Sunlite® brand. We are producing many lighting technologies, including a vast selection of LED, Compact Fluorescent, Incandescent, HID, Halogen, Decorative, Miniature, Specialty, Stage and Studio lamps, as well as an extensive collection of electrical supplies and Light Fixtures. The Sunlite® brand has gained a reputation for quality and affordability and keeps up with the latest technologies to provide the most advanced products in the lighting industry.

In today's fast-paced world, we understand that availability is vital. With our 100,000+ square feet of warehouse space, we stock more than 13,000 different products so that we can provide immediate service to all our customers. We also carry all major brands, including Osram-Sylvania, General Electric (GE), Philips, Ushio, Universal, and many others.

Through customer interaction and feedback, we work tirelessly to introduce new and innovative products to the marketplace as well as continually improving our existing line of items to meet the high expectations our customers have come to rely on us.

Our dedicated team of technical and product specialists ensures that our products designed with safety and the environment in mind. Many of our products carry the Underwriters Laboratories and Energy Star certifications. Sunlite® partnered with the U.S. Department of Energy (DOE) Lighting Facts program, the Design Lights Consortium (C), and the American Lighting Association (ALA) among others.

**sunlite®**

Copyright ©2021 Sunlite

For Product inquiries or to place an order, please contact us at:

TOLL FREE PHONE: **800.605. BULB**

VISIT: **www.sunlite.com**

For general information: **info@sunlite.com**

Sales department: **sales@sunlite.com**

To Request a catalog: **catalog@sunlite.com**

**NYC Warehouse**  
744 Clinton Street  
Brooklyn, NY 11231  
Tel: 718.768.7000  
Fax: 718.768.0970

**Florida Warehouse**  
3698 1/2 NW 16th Street Bay A  
Lauderhill, FL 33311  
Tel: 954.316.6130  
Fax: 954.316.6019

# TABLE OF CONTENTS

Filament Style	4
Appliance Bulbs	11
General Purpose Lamps	11
Blacklight A19	13
High Lumen A Bulb	14
Emergnacy Battery A Bulb	14
General Purpose Lamps	15
General Purpose Colored	16
Decorative Lamps	17
Colored Reflector Lamps	19
Reflector Lamps	20
Night Lights	24
Sign Lamps	25
Tubular	25
Elevator Bulb	26
Halogen Alternative	27
Hospitality Series	27
Plant Growth	28
Decorative Lamps	28
Refrigerator Display Strip	30
Plug-In Lamps	30
Linestra Lamps	30
Plug-In Lamps (PLV/PLD)	31
T5 Advanced Bypass Dual End	32
T8 Advanced Bypass Dual End	33
T8 Bypass Single End	34
T5 Plug and Play	34
T8 Plug and Play	35
T8 Plug and Play / Economy Type	35
T8 U-Bend Plug and Play	36
T8 U-Bend Bypass Single End	36
Utility Lamps	36
High Lumen Lamps	37

120 Volts  
Medium (E26)  
80 CRI

2  
YEAR  
WARRANTY

## Filament Style Standard A-Type



Clear



Silver Bowl

Item#	Description	Watt	Eq. W	Lumen	LPW	CRI	Finish	Kelvin	Hours	MOL(in)	Features	CTN
<b>Clear</b>												
80476-SU	A19/LED/FS/6W/22K	6	40	600	100	80	Clear	2200K	15000	4.25	DIM	6
HD02409-4	A19/LED/FS/6W/D/CL/27K	6	40	600	100	80	Clear	2700K	15000	4.25	DIM	6
HD02411-2	A19/LED/FS/6W/D/CL/40K	6	40	600	100	84	Clear	4000K	15000	4.25	DIM	6
HD03183-6	A19/LED/FS/6W/D/CL/50K	6	40	600	100	85	Clear	5000K	15000	4.25	DIM	6
<b>Silver Bowl</b>												
HD02413-2	A19/LED/FS/SB/6W/D/CL/22K	6	40	540	90	90	Silver Bowl	2200K	25000	4.25	DIM	12



120 Volts  
Medium Screw (E26)

2  
YEAR  
WARRANTY

## Filament Style Party & Decorative



Blue



Green

Yellow

Red

Orange

Purple

Item#	Description	Watt	Eq. W	Color	Hours	MOL(in)	Features	CTN
HD02263-1	A19/LED/FS/4.5W/TB/2PK	4.5	-	Transparent Blue	15000	4	DIM	3
40940-SU	A19/LED/FS/4.5W/TB/6PK	4.5	-	Transparent Blue	15000	4	DIM	4
HD02267-1	A19/LED/FS/4.5W/TG/2PK	4.5	-	Transparent Green	15000	4	DIM	3
40941-SU	A19/LED/FS/4.5W/TG/6PK	4.5	-	Transparent Green	15000	4	DIM	4
HD02269-1	A19/LED/FS/4.5W/TO/2PK	4.5	-	Transparent Orange	15000	4	DIM	3
40944-SU	A19/LED/FS/4.5W/TO/6PK	4.5	-	Transparent Orange	15000	4	DIM	4
HD02265-1	A19/LED/FS/4.5W/TP/2PK	4.5	-	Transparent Purple	15000	4	DIM	3
40945-SU	A19/LED/FS/4.5W/TP/6PK	4.5	-	Transparent Purple	15000	4	DIM	4
HD02271-1	A19/LED/FS/4.5W/TR/2PK	4.5	-	Transparent Red	15000	4	DIM	3
40943-SU	A19/LED/FS/4.5W/TR/6PK	4.5	-	Transparent Red	15000	4	DIM	4
HD03464-1	A19/LED/FS/4.5W/TY/2PK	4.5	-	Transparent Yellow	15000	4	DIM	3

DIM = Dimmable

SB= Silver Bowl

# Filament Style

## Torpedo Tip Chandelier



CTC



CFC



ETC



EFC



120 Volts  
Candelabra Screw (E12) / Medium Screw (E26)  
80 CRI

2  
YEAR  
WARRANTY

Item#	Description	Watt	Eq. W	Lumen	LPW	CRI	Finish	Kelvin	Hours	MOL(in)	Features	CTN
<b>Candelabra Screw (E12)</b>												
HD03531-6	CTC/LED/FS/4W/E12/D/CL/18K	4	40	400	100	80	Clear	1800K	15000	3.93	DIM	6
HD02436-4	CTC/LED/FS/4W/E12/D/CL/27K	4	40	400	100	80	Clear	2700K	15000	3.86	DIM	6
80661-SU	CTC/LED/FS/5W/E12/D/CL/27K	5	60	600	120	80	Clear	2700K	15000	3.86	DIM	6
81102-SU	CTC/LED/FS/5W/E12/D/CL/30K	5	60	600	120	80	Clear	3000K	15000	3.85	DIM	6
81101-SU	CTC/LED/FS/5W/E12/D/CL/40K	5	60	600	120	80	Clear	4000K	15000	3.85	DIM	6
81129-SU	CTC/LED/FS/5W/E12/D/CL/50K	5	60	600	120	80	Clear	5000K	15000	3.85	DIM	6
81336-SU	CTC/LED/FS/8.8W/E12/CL/27K	8.8	75	800	91	90	Clear	2700K	15000	3.77	DIM,T20	12
81337-SU	CTC/LED/FS/8.8W/E12/CL/30K	8.8	75	800	91	90	Clear	3000K	15000	3.77	DIM,T20	12
81339-SU	CTC/LED/FS/8.8W/E12/CL/40K	8.8	75	800	91	90	Clear	4000K	15000	3.77	DIM,T20	12
81338-SU	CTC/LED/FS/8.8W/E12/CL/50K	8.8	75	800	91	90	Clear	5000K	15000	3.77	DIM,T20	12
<b>Candelabra Screw (E12)   220-277 Volt</b>												
HD02446-3	CTC/LED/FS/5W/E12/CL/27K/220-277V	5	60	630	105	80	Clear	2700K	15000	3.85		12
<b>Medium Screw (E26)</b>												
80448-SU	ETC/LED/FS/4W/E26/DIM/CL/18K	4	25	320	80	78	Clear	1800K	15000	3.93	DIM	6
HD02447-2	ETC/LED/FS/4W/E26/D/CL/27K/CD2	4	40	350	88	80	Clear	2700K	15000	3.93	DIM	24
HD02448-3	ETC/LED/FS/5W/E26/D/CL/27K	5	60	600	120	80	Clear	2700K	15000	3.42	DIM	6
HD02450-3	ETC/LED/FS/5W/E26/D/CL/50K	5	60	600	100	80	Clear	5000K	15000	3.42	DIM	6
<b>Candelabra Screw (E12)   Flame Tip</b>												
HD03516-6	CFC/LED/FS/4W/E12/D/CL/27K	4	40	400	100	80	Clear	2700K	15000	4.25	DIM	6
HD02456-3	CFC/LED/FS/5W/E12/D/CL/27K	5	60	600	120	80	Clear	2700K	15000	4.65	DIM	6
81107-SU	CFC/LED/FS/5W/E12/D/CL/40K	5	40	600	120	80	Clear	4000K	15000	4.28	DIM	6
HD02460-3	CFC/LED/FS/5W/E12/D/CL/50K	5	60	650	130	80	Clear	5000K	15000	3.86	DIM	6
<b>Medium Screw (E26)   Flame Tip</b>												
HD02462-2	EFC/LED/FS/4W/E26/D/CL/18K	4	40	320	80	83	Clear	1800K	15000	4.65	DIM	6
HD02463-3	EFC/LED/FS/4W/E26/D/E/CL/27K	4	40	400	100	80	Clear	2700K	15000	4.25	DIM	6

Specifications may change without notice.  
We are not responsible for any typographical errors

120 Volts  
Medium (E26)  
80 CRI

2  
YEAR  
WARRANTY

## Filament Style

Standard A-Type



Long Filament

Item#	Description	Watt	Eq. W	Lumen	LPW	CRI	Finish	Kelvin	Hours	MOL(in)	Features	CTN
<b>25 Watt Equivalent</b>												
HD02415-2	S19/LED/AQ/3W/DIM/CL/22K	3	25	240	80	90	Clear	2200K	25000	5.51	DIM	6
<b>40 Watt Equivalent</b>												
80753-SU	S19/LED/FS/4.5W/CL/27K	4.5	40	400	89	85	Clear	2700K	15000	5.04	DIM	6
<b>60 Watt Equivalent</b>												
HD02421-2	S19/LED/FS/6W/D/CL/22K/LF	6	60	600	100	80	Clear	2200K	15000	5.51	DIM,LF	6
HD02423-2	S19/LED/FS/6W/D/CL/27K/LF	6	60	600	100	80	Clear	2700K	15000	5.51	DIM,LF	6
<b>75 Watt Equivalent</b>												
80749-SU	S19/LED/FS/8.5W/CL/22K/LF	8.5	75	880	104	85	Clear	2200K	15000	5.04	DIM,LF	6
80750-SU	S19/LED/FS/8.5W/CL/27K/LF	8.5	75	880	104	85	Clear	2700K	15000	5.04	DIM,LF	6

120 Volts  
Medium Screw (E26)  
90 CRI

2  
YEAR  
WARRANTY

## Filament Style

Sign Colored



Clear



Black

Blue

Green

Orange

Purple

Red

Yellow

Smoke

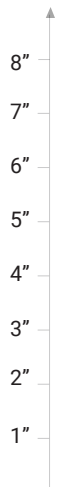
Item#	Description	Watt	Eq. W	Lumen	Color	CRI	Kelvin	Hours	MOL(in)	Features	CTN
<b>Medium Screw (E26)</b>											
81079-SU	S14/LED/FS/2W/22K	2	25	200	Amber Light	80	2200K	15000	3.46	DIM	6
81073-SU	S14/LED/FS/2W/27K	2	25	200	Warm White	80	2700K	15000	3.46	DIM	6
80474-SU	S14/LED/FS/4W/D/CL/22K	4	30	340	Amber Light	90	2200K	15000	3.46	DIM	6
HD03553-6	S14/LED/FS/4W/D/CL/27K	4	25	340	Warm White	90	2700K	15000	3.46	DIM	6
<b>Colored</b>											
81091-SU	S14/LED/FS/2W/TBL	2	-	-	Transparent Black	-	-	15000	3.46	DIM	6
40973-SU	S14/LED/FS/2W/TBL/6PK	2	-	-	Transparent Black	-	-	15000	3.46	DIM	8
40972-SU	S14/LED/FS/2W/TB/6PK	2	-	-	Transparent Blue	-	-	15000	3.46	DIM	8
40974-SU	S14/LED/FS/2W/TG/6PK	2	-	-	Transparent Green	-	-	15000	3.46	DIM	8
40975-SU	S14/LED/FS/2W/TO/6PK	2	-	-	Transparent Orange	-	-	15000	3.46	DIM	8
40976-SU	S14/LED/FS/2W/TP/6PK	2	-	-	Transparent Purple	-	-	15000	3.46	DIM	8
40977-SU	S14/LED/FS/2W/TR/6PK	2	-	-	Transparent Red	-	-	15000	3.46	DIM	8
40978-SU	S14/LED/FS/2W/TY/6PK	2	-	-	Transparent Yellow	-	-	15000	3.46	DIM	8
81093-SU	S14/LED/FS/2W/A	2	-	-	Transparent Smoke	-	-	15000	3.46	DIM	6

# Filament Style

## Globe

120 Volts  
Medium Screw (E26) & Candelabra Screw (E12)

**2**  
YEAR WARRANTY



Item#	Description	Watt	Eq. W	Lumen	LPW	CRI	Finish	Kelvin	Hours	MOL(in)	Features	CTN
<b>G16   Medium Screw (E26)</b>												
HD02610-6	G16/LED/FS/3W/E26/D/CL/22K	3	25	250	83	85	Clear	2200K	15000	2.95	DIM	6
HD02611-6	G16/LED/FS/3W/E26/D/CL/27K	3	25	250	83	85	Clear	2700K	15000	3.34	DIM	6
<b>G16.5   Candelabra Screw (E12)</b>												
HD03439-6	G16.5/LED/FS/2.5W/E12/CL/30K	2.5	25	250	100	85	Clear	3000K	15000	3.35	DIM	6
HD03438-6	G16.5/LED/FS/2.5W/E12/CL/50K	2.5	25	250	100	85	Clear	5000K	15000	3.35	DIM	1
80788-SU	G16.5/LED/FS/5W/E12/CL/30K	5	60	500	100	85	Clear	3000K	15000	3.35	DIM	6
80789-SU	G16.5/LED/FS/5W/E12/CL/50K	5	60	500	100	85	Clear	5000K	15000	3.35	DIM	6
HD03441-1	G16.5/LED/FS/5W/E12/CL/30K/6PK	5	60	500	100	85	Clear	3000K	15000	3.35	DIM	12
HD03442-1	G16.5/LED/FS/5W/E12/CL/50K/6PK	5	60	500	100	85	Clear	5000K	15000	3.35	DIM	12
<b>G25   Medium Screw (E26)</b>												
80464-SU	G25/LED/FS/4W/D/CL/22K	4	40	300	75	79	Clear	2200K	15000	3.15	DIM	6
HD02612-6	G25/LED/FS/6W/D/CL/22K/LF	6	40	480	80	90	Clear	2200K	15000	4.65	DIM,LF	6
80494-SU	G25/LED/FS/SB/6W/D/CL/27K	6	60	530	88	85	Silver Bowl	2700K	15000	3.14	DIM	6
HD02613-6	G25/LED/FS/6W/D/CL/27K/LF	6	75	600	100	85	Clear	2700K	15000	4.53	DIM,LF	6
HD02614-6	G25/LED/FS/6W/D/CL/40K/LF	6	75	600	100	85	Clear	4000K	15000	4.53	DIM,LF	6
HD02615-6	G25/LED/FS/6W/D/CL/50K/LF	6	75	600	100	85	Clear	5000K	15000	4.53	DIM,LF	6
<b>G30   Medium Screw (E26)</b>												
80450-SU	G30/LED/FS/6W/D/CL/22K	6	40	420	70	77	Clear	2200K	15000	5.31	DIM	6
80600-SU	G30/LED/FS/8W/CL/22K/LF	8	100	880	110	90	Clear	2200K	15000	3.74	DIM,LF	24
80601-SU	G30/LED/FS/8W/CL/27K/LF	8	100	880	110	85	Clear	2700K	15000	5.43	DIM,LF	6
<b>G40   Medium Screw (E26)</b>												
80467-SU	G40/LED/FS/8W/D/CL/22K/LF	8	100	880	110	85	Clear	2200K	15000	6.61	DIM,LF	6
80472-SU	G40/LED/FS/8W/D/CL/27K/LF	8	100	880	110	85	Clear	2700K	15000	7.09	DIM,LF	6
<b>G40   Medium Screw (E26)   Silver Bowl</b>												
80506-SU	G40/LED/FS/SB/7W/CL/27K	7	75	600	86	85	Silver Bowl	2700K	15000	6.89	DIM	6

Specifications may change without notice.  
We are not responsible for any typographical errors

120 Volts  
Medium Screw (E26) / Mogul Screw (E39)  
90 CRI

2  
YEAR  
WARRANTY

## Filament Style Designer Lamps



version is available



Diamond



LU



FD



PS30



G48

Item#	Description	Watt	Eq. W	Lumen	LPW	CRI	Finish	Kelvin	Hours	MOL(in)	Features	CTN
<b>Medium Screw (E26)</b>												
80469-SU	DIAMOND/LED/FS/6W/D/CL/22K	6	40	480	80	90	Clear	2200K	15000	6.5	DIM	24
80616-SU	LU/LED/FS/6W/D/CL/22K	6	40	430	72	82	Clear	2200K	15000	2.08	DIM	10
80459-SU	FD/LED/FS/6W/D/AMBER/22K	6	60	450	75	90	Smoke	2200K	15000	6.5	DIM	6
81098-SU	PS30/LED/FS/4.5W/22K/AMBER	4.5	25	250	56	80	Smoke	2200K	15000	6.68	DIM	6
<b>Mogul Screw (E39)</b>												
80484-SU	G48/LED/FS/SWIRL/E26-E39/12W/D/22K	12	100	1200	100	90	Clear	2200K	25000	5.9	DIM	4



120 Volts  
Medium Screw (E26)  
80 CRI

2  
YEAR  
WARRANTY

## Filament Style Pattern Thread



T14



G30



G40

Item#	Description	Watt	Eq. W	Lumen	LPW	CRI	Finish	Kelvin	Hours	MOL(in)	Features	CTN
81253-SU	T14/PT/3.5W/20K/AG/110mm	3.5	-	120	34	80	Smoke	2000K	15000	4.3	DIM	6
81254-SU	G30/PT/3.5W/20K/AG	3.5	-	120	34	80	Smoke	2000K	15000	5.55	DIM	6
81255-SU	G40/PT/3.5W/20K/AG	3.5	-	120	34	80	Smoke	2000K	15000	6.3	DIM	6





120 Volts  
80 CRI

2  
YEAR  
WARRANTY

## Filament Style

Tubular



version is available



Item#	Description	Watt	Eq. W	Lumen	LPW	CRI	Finish	Kelvin	Hours	MOL(in)	Features	CTN
<b>A T6   Intermediate Screw (E17)</b>												
81074-SU	T6.5/LED/FS/2W/E17/CL/27K/139MM/CD	2	25	180	90	80	Clear	2700K	10000	5.51		6
<b>B T8   Candelabra Screw (E12)</b>												
80501-SU	T8/LED/FS/2W/E12/D/CL/22K/85MM	2	25	120	60	80	Clear	2200K	10000	1.27	DIM	12
80502-SU	T8/LED/FS/2W/E12/D/CL/27K/85MM	2	25	130	65	80	Clear	2700K	10000	1.27	DIM	12
HD03448-1	T8/LED/FS/2W/E12/27K/6PK/85MM	2	25	130	65	80	Clear	2700K	10000	32.5	DIM	12
<b>T8   Medium Screw (E26)</b>												
<b>C</b>												
80481-SU	T8/LED/FS/5W/E26/D/CL/22K/300MM	5	40	500	100	80	Clear	2200K	10000	11.6	DIM	1
80471-SU	T8/LED/FS/5W/DIM/CL/27K/300MM	5	40	430	86	80	Clear	2700K	10000	11.75	DIM	10
<b>D</b>												
HD03449-2	T8/LED/FS/5W/E26/22K/214MM	5	40	430	86	80	Clear	2200K	10000	8.42	DIM	10
HD03452-2	T8/LED/FS/5W/E26/D/CL/27K/214MM	5	40	430	86	80	Clear	2700K	10000	8.42	DIM	10
<b>T10   Medium Screw (E26)</b>												
<b>E</b>												
80610-SU	T10/LED/FS/2W/E26/CL/22K/126MM	2	25	160	80	85	Clear	2200K	10000	4.92	DIM	12
HD03444-2	T10/LED/FS/2W/E26/CL/27K/126MM	2	25	160	80	80	Clear	2700K	10000	4.96	DIM	12
40232-SU	T10/LED/FS/2W/E26/CL/27K/126MM/6PK	2	25	160	80	80	Clear	2700K	10000	4.96	DIM	12
<b>F</b>												
80612-SU	T10/LED/FS/6W/E26/CL/22K/128MM	6	40	460	77	85	Clear	2200K	10000	4.92	DIM	12
80611-SU	T10/LED/FS/6W/E26/CL/27K/128MM	6	60	600	100	80	Clear	2700K	10000	5	DIM	12
<b>G</b>												
80614-SU	T10/LED/FS/6W/E26/CL/22K/222MM	6	60	570	95	85	Clear	2200K	10000	8.86	DIM	12
80619-SU	T10/LED/FS/6W/E26/CL/27K/222MM	6	60	570	95	90	Clear	2700K	10000	8.86	DIM	12
<b>T12   Medium Screw (E26)</b>												
<b>H</b>												
80458-SU	T12/LED/FS/3W/E26/D/CL/22K/104MM	3	25	240	80	80	Clear	2200K	10000	4.09	DIM	12
80892-SU	T12/LED/FS/3W/E26/D/CL/27K/100MM	3	25	350	117	85	Clear	2700K	10000	4.25	DIM	6
<b>I</b>												
80488-SU	T12/LED/FS/6W/E26/D/CL/22K/300MM	6	60	540	90	80	Clear	2200K	10000	12.2	DIM	10
<b>T14   Medium Screw (E26)</b>												
<b>J</b>												
80608-SU	T14/LED/FS/6W/22K/AMBER/127MM	6	60	660	102	80	Smoke	2200K	10000	5.04	DIM	12

# Appliance Bulbs

40 Watt Equivalent



Frosted



Clear



E17 | Frosted

120 Volts  
Medium Screw (E26) / Intermediate Screw (E17)  
80 CRI

3  
YEAR  
WARRANTY

Item#	Description	Watt	Eq. W	Lumen	LPW	CRI	Finish	Kelvin	Hours	MOL(in)	Features	CTN
<b>Medium Screw (E26)</b>												
HD03009-6	A15/LED/6W/D/E/FR/27K	6	40	480	80	80	Frosted	2700K	25000	3.27	DIM,ES	6
HD03008-6	A15/LED/6W/D/CL/30K	6	40	500	83	80	Clear	3000K	15000	3.26	DIM	6
HD03011-6	A15/LED/6W/D/E/FR/30K	6	40	480	80	80	Frosted	2700K	25000	3.27	DIM,ES	6
HD03012-6	A15/LED/6W/D/E/FR/40K	6	40	480	80	80	Frosted	4000K	25000	3.27	DIM,ES	6
HD03013-6	A15/LED/6W/D/E/FR/50K	6	40	480	80	80	Frosted	5000K	25000	3.27	DIM,ES	6
<b>Intermediate Screw (E17)</b>												
HD03014-6	A15/LED/6W/E17/D/FR/30K	6	40	480	80	85	Frosted	3000K	15000	1.89	DIM	6

# General Purpose Lamps

GU24 Base



version is available



120 Volts  
Twist & Lock (GU24)  
80 CRI

2  
YEAR  
WARRANTY

Item#	Description	Watt	Eq. W	Lumen	LPW	CRI	Finish	Kelvin	Hours	MOL(in)	Features	CTN
<b>60 Watt Equivalent   90 CRI</b>												
HD03179-6	A19/GU24/LED/10W/CRI90/27K	10	60	800	80	90	White	2700K	25000	4.13	DIM,ES,T20	6
HD03039-6	A19/GU24/LED/10W/CRI90/D/E/30K/6PK	10	60	800	80	90	White	3000K	25000	4.51	DIM,ES,T20/T24	12
HD03181-6	A19/GU24/LED/10W/CRI90/40K	10	60	800	80	90	White	4000K	25000	4.13	DIM,ES,T20	6
HD03182-6	A19/GU24/LED/10W/CRI90/50K	10	60	800	80	90	White	5000K	25000	4.13	DIM,ES,T20	6
<b>75 Watt Equivalent</b>												
HD03037-6	A19/GU24/LED/12W/27K	12	75	1100	92	80	White	2700K	25000	4.13	DIM,ES	6
HD03038-6	A19/GU24/LED/12W/CRI90/30K/6PK	12	75	1100	92	90	White	3000K	25000	4.13	DIM,T24	12
88255-SU	A19/GU24/LED/12W/40K	12	75	1100	92	80	White	4000K	25000	4.13	DIM,ES	6
HD03251-6	A19/GU24/LED/12W/50K	12	75	1100	92	80	White	5000K	25000	4.13	DIM,ES	6
<b>100 Watt Equivalent</b>												
88257-SU	A19/GU24/LED/14W/27K	14	100	1500	107	80	White	2700K	15000	4.13	DIM	6
HD03178-1	A19/GU24/LED/14W/CRI90/30K/6PK	14	100	1500	107	90	White	3000K	25000	4.13	DIM,T24	12
88258-SU	A19/GU24/LED/14W/40K	14	100	1500	107	80	White	4000K	15000	4.13	DIM	6
88259-SU	A19/GU24/LED/14W/50K	14	100	1500	107	80	White	5000K	15000	4.13	DIM	6

Specifications may change without notice.  
We are not responsible for any typographical errors



120 Volts  
Medium Screw (E26)  
80 CRI

2  
YEAR  
WARRANTY

## General Purpose Lamps

40/60/75/100 Watt Equivalent



Card



4 Pack Card



12 Pack Box



3 Pack Box

Item#	Description	Watt	Eq. W	Lumen	LPW	CRI	Finish	Kelvin	Hours	MOL(in)	Features	CTN
<b>40 Watt Equivalent   Dimmable</b>												
88347-SU	A19/LED/6W/E/D/27K	6	40	450	75	80	White	2700K	25000	4.13	DIM,ES	6
88348-SU	A19/LED/6W/E/D/40K	6	40	480	80	80	White	4000K	25000	4.13	DIM,ES	6
HD03191-6	A19/LED/6W/E/D/50K	6	40	450	75	80	White	5000K	25000	4.13	DIM,ES	6
<b>60 Watt Equivalent   Dimmable</b>												
HD03016-6	A19/LED/9W/E/D/27K	9	60	800	89	80	White	2700K	25000	4.13	DIM,ES	6
HD03017-6	A19/LED/9W/E/D/30K	9	60	800	89	80	White	3000K	25000	4.13	DIM,ES	6
HD03018-6	A19/LED/9W/E/D/40K	9	60	800	89	80	White	4000K	25000	4.13	DIM,ES	6
HD03019-6	A19/LED/9W/E/D/50K	9	60	800	89	80	White	5000K	25000	4.13	DIM,ES	6
HD03021-6	A19/LED/9W/D/65K	9	60	800	89	80	White	6500K	15000	4.13	DIM	6
<b>60 Watt Equivalent   Non-Dimmable   Carded   ECO</b>												
HD03199-1	A19/LED/9W/27K/CD4	9	60	800	89	80	White	2700K	11000	4.25		6
HD03221-6	A19/LED/9W/30K/CD1	9	60	800	89	80	White	3000K	15000	4.25		12
HD03222-6	A19/LED/9W/50K/CD1	9	60	800	89	80	White	5000K	15000	4.25		12
HD03223-6	A19/LED/9W/65K/CD1	9	60	800	89	80	White	6500K	15000	4.25		12
HD03201-1	A19/LED/9W/65K/CD4	9	60	800	89	80	White	6500K	15000	4.25		6
<b>60 Watt Equivalent   Non-Dimmable   3 Packs   ECO</b>												
HD03202-1	A19/LED/9W/30K/3PK	9	60	800	89	80	White	3000K	15000	4.25		6
HD03206-1	A19/LED/9W/40K/3PK	9	60	800	89	80	White	4000K	15000	4.25		6
HD03209-1	A19/LED/9W/50K/3PK	9	60	800	89	80	White	5000K	15000	4.25		6
HD03212-1	A19/LED/9W/65K/3PK	9	60	800	89	80	White	6500K	15000	4.25		6
<b>60 Watt Equivalent   Non-Dimmable   12 Packs   ECO</b>												
HD03216-1	A19/LED/9W/30K/12PK	9	60	800	89	80	White	3000K	15000	4.17		12
HD03217-1	A19/LED/9W/50K/12PK	9	60	800	89	80	White	5000K	11000	4.17		12
HD03219-1	A19/LED/9W/65K/12PK	9	60	800	89	80	White	6500K	11000	4.17		12
<b>60 Watt Equivalent   100-240 Volts</b>												
80126-SU	A19/LED/9W/50K/MV	9	60	810	90	80	White	5000K	25000	4.25		6
<b>75 Watt Equivalent   Dimmable</b>												
HD03224-6	A19/LED/12W/E/D/27K	11	75	1100	100	80	White	2700K	25000	3.05	DIM,ES	6
HD03226-6	A19/LED/11W/E/D/30K	12	75	1100	92	80	White	3000K	25000	3.05	DIM,ES	6
HD03227-6	A19/LED/11W/E/D/40K	11	75	1100	92	80	White	4000K	25000	3.05	DIM,ES	6
HD03249-2	A19/LED/12W/E/D/50K	12	75	1100	92	81	White	5000K	25000	4.29	DIM,ES	12
HD03252-2	A19/LED/12W/E/D/OD/50K	12	75	1100	92	80	White	5000K	25000	4.42	DIM,ES	6

Item#	Description	Watt	Eq. W	Lumen	LPW	CRI	Finish	Kelvin	Hours	MOL(in)	Features	CTN
<b>75 Watt Equivalent   Non-Dimmable   Carded   ECO</b>												
HD03228-1	A19/LED/12W/27K/CD4	12	75	1100	92	80	White	2700K	11000	4.17		6
HD03236-1	A19/LED/11W/30K/CD1	11	75	1100	100	80	White	3000K	15000	4.17		12
HD03238-1	A19/LED/11W/65K/CD1	11	75	1100	100	80	White	6500K	15000	4.17		12
HD03231-1	A19/LED/11W/65K/CD4	11	75	1100	92	80	White	6500K	15000	4.17		6
<b>75 Watt Equivalent   Non-Dimmable   3 Packs   ECO</b>												
80859-SU	A19/LED/11W/30K/3PK	11	75	1100	100	80	White	3000K	15000	4.25		6
HD03239-1	A19/LED/11W/40K/3PK	11	75	1100	100	80	White	4000K	15000	4.25		6
HD03242-1	A19/LED/11W/50K/3PK	11	75	1100	100	80	White	5000K	15000	4.25		6
HD03247-1	A19/LED/11W/65K/3PK	11	75	1100	100	80	White	6500K	15000	4.25		6
<b>100 Watt Equivalent   Dimmable</b>												
HD02545-6	A19/LED/14W/D/30K	14	100	1500	107	80	White	3000K	15000	5.28	DIM	6
HD03384-2	A19/LED/15W/D/40K	15	100	1600	107	80	White	4000K	15000	5.28	DIM,ES	6
HD03036-6	A19/LED/15W/D/50K	15	100	1600	107	80	White	5000K	25000	5.28	DIM,ES	6
HD02547-6	A19/LED/14W/D/50K	14	100	1500	107	80	White	5000K	15000	5.28	DIM	6
HD02549-6	A19/LED/14W/D/65K	14	100	1500	107	80	White	6500K	15000	5.28	DIM	6
<b>100 Watt Equivalent   Non-Dimmable   ECO</b>												
HD03184-1	A19/LED/14W/27K/CD4	14	100	1500	107	80	White	2700K	11000	4.72		6
HD03186-6	A19/LED/14W/30K/CD1	14	100	1500	107	80	White	3000K	15000	4.72		12
HD03187-6	A19/LED/14W/50K/CD1	14	100	1500	107	80	White	5000K	15000	4.72		12
HD03188-6	A19/LED/14W/65K/CD1	14	100	1500	107	80	White	6500K	15000	4.72		12
HD03189-1	A19/LED/14W/65K/CD4	14	100	1500	107	80	White	6500K	15000	4.72		6
<b>100 Watt Equivalent   Non-Dimmable   3 Packs   ECO</b>												
HD02551-1	A19/LED/14W/30K/3PK	14	100	1500	107	80	White	3000K	15000	4.72		6
HD02557-1	A19/LED/14W/40K/3PK	14	100	1500	107	80	White	4000K	15000	4.72		6
HD02553-1	A19/LED/14W/50K/3PK	14	100	1500	107	80	White	5000K	15000	4.72		6
HD02555-1	A19/LED/14W/65K/3PK	14	100	1500	107	80	White	6500K	15000	4.72		6

## Blacklight A19

UV Bulb



120 Volts  
Medium Screw (E26)

2  
YEAR  
WARRANTY

Item#	Description	Watt	nm	Color	Hours	MOL(in)	Features	CTN
HD02256-1	A19/LED/2W/BLB	2	365nm	UV-A Black Light	10000	4.21	-	6
HD02257-1	A19/LED/2W/BLB/6PK	2	365nm	UV-A Black Light	10000	4.21	-	8

# BLACK LIGHTS

## 365<sub>nm</sub> LED

375<sub>nm</sub>

365<sub>nm</sub>

*Identification & monetary validation. Forensic Investigations.*

*Special effects, art illumination, UV painting, Halloween parties.*

*Night clubs, bars lighting, and other entertainment venues*

Sunlite's LED Blacklight emits UV-A light at the sweet spot of 365nm thus ensuring only surfaces that fluoresce will illuminate. This combined with the low power consumption of LED technology and being maintenance free due to its long life makes this the ideal bulb to install wherever true UV-A light is needed.

120 Volts  
Medium Screw (E26)  
80 CRI



## High Lumen A Bulb

A21



Item#	Description	Watt	Eq. W	Lumen	LPW	CRI	Finish	Kelvin	Hours	MOL(in)	Features	CTN
<b>100 Watt Equivalent</b>												
HD03022-6	A21/LED/15W/D/E/27K	15	100	1600	107	80	White	2700K	25000	5.2	DIM,ES	6
HD03023-6	A21/LED/15W/D/E/30K	15	100	1600	107	80	White	3000K	25000	5.2	DIM,ES	6
HD03024-6	A21/LED/15W/D/E/40K	15	100	1600	107	80	White	4000K	25000	5.2	DIM,ES	6
<b>150 Watt Equivalent</b>												
HD03028-3	A21/LED/20W/MV/30K	20	150	2550	128	80	White	3000K	25000	5.12		6
HD03029-3	A21/LED/20W/MV/40K	20	150	2550	128	80	White	4000K	25000	5.12		6
HD03031-3	A21/LED/20W/MV/50K	20	150	2550	128	80	White	5000K	25000	5.12		6
<b>300 Watt Equivalent   MV 120-277V</b>												
HD03032-3	A23/LED/26W/MV/30K	26	300	4000	154	80	White	3000K	25000	6.5		6
HD03033-3	A23/LED/26W/MV/40K	26	300	4000	154	80	White	4000K	25000	6.5		6
HD03034-3	A23/LED/26W/MV/50K	26	300	4000	154	80	White	5000K	25000	6.5		6



Works as a typical LED bulb with continuous illumination in the event of a power outage

120 Volts  
Medium Screw (E26)  
80 CRI  
Built-in up to 4 Hours of Backup Power



## Emergency Battery A Bulb

A21

In the event of a power outage, the built-in rechargeable lithium-ion battery will activate. Emergency light illuminates at 400 lumens for up to 4 hours. Light switch must be turned "on" to activate the emergency light when power is lost. Switching to "off" will shut the light.



Included Hanging Cap Hook with On/Off Switch

Item#	Description	Watt	Eq. W	Lumen	LPW	CRI	Finish	Kelvin	Hours	MOL(in)	Features	CTN
<b>60 Watt Equivalent</b>												
HD03368-1	A21/EM/9W/30K	9	60	800	89	80	White	3000K	25000	2.76		6
HD03371-1	A21/EM/9W/50K	9	60	800	89	80	White	5000K	25000	2.76		6

## General Purpose Lamps

Sunlite Exclusive

**Blinks**  
On / Off



120 Volts  
Medium Screw (E26)  
80 CRI

**3**  
YEAR  
WARRANTY

Item#	Description	Watt	Eq. W	Lumen	LPW	CRI	Finish	Kelvin	Hours	MOL(in)	Features	CTN
<b>Blinker</b>												
HD03027-3	A19/LED/5W/BL/WW	5	40	500	100	80	White	3000K	25000	4.33	Blink On / Off	12

## General Purpose Lamps

Shabbulb



110-240 Volts  
Medium Screw (E26)  
80 CRI

**3**  
YEAR  
WARRANTY

Item#	Description	Watt	Eq. W	Lumen	LPW	CRI	Finish	Kelvin	Hours	MOL(in)	Features	CTN
<b>Shabbulb</b>												
HD03524-1	A19/LED/7W/SHAB/E27/30K	7	40	450	64	80	White	3000K	10000	4.52		12

Specifications may change without notice.  
We are not responsible for any typographical errors

# General Purpose Colored

Party & Decorative



wildlife lighting available



120 Volts  
Medium Screw (E26)

2  
YEAR  
WARRANTY



Blue



Item#	Description	Watt	Lumen	LPW	Color	Hours	MOL(in)	Features	CTN
HD02216-3	A19/3W/B/LED	3	45	15	Blue	25000	4.27		6
40450-SU	A19/3W/B/LED/3PK	3	45	15	Blue	25000	4.27		6
40468-SU	A19/3W/B/LED/6PK	3	45	15	Blue	25000	4.27		8
HD02214-3	A19/3W/G/LED	3	130	43	Green	25000	4.27		6
40451-SU	A19/3W/G/LED/3PK	3	130	43	Green	25000	4.27		6
40469-SU	A19/3W/G/LED/6PK	3	130	43	Green	25000	4.27		8
HD02218-3	A19/3W/O/LED	3	65	22	Orange	25000	4.27	WILD	6
40452-SU	A19/3W/O/LED/3PK	3	65	22	Orange	25000	4.27	WILD	6
40470-SU	A19/3W/O/LED/6PK	3	65	22	Orange	25000	4.27	WILD	8
HD02222-3	A19/3W/Y/LED	3	70	23	Yellow	25000	4.27		6
HD02220-3	A19/3W/P/LED	3	140	47	Pink	25000	4.27		6
40473-SU	A19/3W/P/LED/6PK	3	140	47	Pink	25000	4.27		8
80132-SU	A19/3W/PR/LED	3	103	34	Purple	15000	4.27		6
HD02320-1	A19/3W/PR/LED/6PK	3	103	34	Purple	15000	4.27		8
HD02999-1	A19/3W/PR/LED/3PK	3	103	34	Purple	15000	4.27		6
HD02212-3	A19/3W/R/LED	3	100	33	Red	25000	4.27	WILD	6
40454-SU	A19/3W/R/LED/3PK	3	100	33	Red	25000	4.27	WILD	6
40471-SU	A19/3W/R/LED/6PK	3	100	33	Red	25000	4.27	WILD	8



# Decorative Lamps

Globe



version is available



120 Volts  
Medium Screw (E26) / Candelabra (E12)  
82 CRI

3  
YEAR  
WARRANTY



G16

G16.5

G25

Item#	Description	Watt	Eq. W	Lumen	LPW	CRI	Finish	Kelvin	Hours	MOL(in)	Features	CTN
<b>G16   Medium Screw (E26)</b>												
40286-SU	G16/LED/5W/D/E26/CL/E/27K/CD	5	40	350	70	82	Clear	2700K	25000	2.83	DIM,ES	6
40288-SU	G16/LED/5W/D/E26/FR/E/27K	5	40	350	70	82	Frosted	2700K	25000	2.83	DIM,ES	6
40290-SU	G16/LED/7W/D/E26/CL/E/27K	7	60	500	71	82	Clear	2700K	25000	3.25	DIM,ES	6
40289-SU	G16/LED/7W/D/E26/CL/E/27K/3PK	7	60	500	71	82	Clear	2700K	25000	3.25	DIM,ES	6
40291-SU	G16/LED/7W/D/E26/FR/E/27K/3PK	7	60	500	71	82	Frosted	2700K	25000	3.25	DIM,ES	6
40292-SU	G16/LED/7W/D/E26/FR/E/27K/6PK	7	60	500	71	82	Frosted	2700K	25000	3.25	DIM,ES	12
<b>G16.5   Candelabra Screw (E12)   40 Eq.W</b>												
80651-SU	G16.5/LED/5W/D/E12/FR/E/27K	5	40	350	70	82	Frosted	2700K	25000	2.91	DIM,ES	3
40295-SU	G16.5/LED/5W/D/E12/FR/E/27K/3PK	5	40	350	70	82	Frosted	2700K	25000	2.91	DIM,ES	6
40296-SU	G16.5/LED/5W/D/E12/FR/E/27K/6PK	5	40	350	70	82	Frosted	2700K	25000	2.91	DIM,ES	12
80409-SU	G16.5/LED/5W/D/E12/CL/E/27K/6PK	5	40	350	70	82	Clear	2700K	25000	2.91	DIM,ES	6
40293-SU	G16.5/LED/5W/D/E12/CL/E/27K/3PK	5	40	350	70	82	Clear	2700K	25000	2.91	DIM,ES	6
40294-SU	G16.5/LED/5W/D/E12/CL/E/27K/6PK	5	40	350	70	82	Clear	2700K	25000	2.91	DIM,ES	12
<b>G16.5   Candelabra Screw (E12)   60 Eq.W</b>												
80545-SU	G16.5/LED/7W/D/E12/FR/E/27K	7	60	500	71	82	Frosted	2700K	25000	2.91	DIM,ES	6
HD02305-1	G16.5/LED/7W/D/E12/FR/E/27K/3PK	7	60	500	71	82	Frosted	2700K	25000	2.91	DIM,ES	6
40306-SU	G16.5/LED/7W/D/E12/FR/E/27K/6PK	7	60	500	71	82	Frosted	2700K	25000	2.91	DIM,ES	12
80544-SU	G16.5/LED/7W/D/E12/CL/E/27K	7	60	500	71	82	Clear	2700K	25000	2.91	DIM,ES	6
HD02262-1	G16.5/LED/7W/D/E12/CL/E/27K/3PK	7	60	500	71	82	Clear	2700K	25000	2.91	DIM,ES	6
<b>G25   Medium Screw (E26)   ECO</b>												
80668-SU	G25/LED/7W/FR/27K	7	60	500	71	80	White	2700K	15000	4.53		6
80669-SU	G25/LED/7W/FR/30K	7	60	500	71	80	White	3000K	15000	4.53		6
80670-SU	G25/LED/7W/FR/40K	7	60	500	71	80	White	4000K	15000	4.53		6
<b>G25   Medium Screw (E26)</b>												
80672-SU	G25/LED/7W/D/FR/E/27K	7	60	500	71	83	Frosted	2700K	25000	4.3	DIM,ES	6
80673-SU	G25/LED/7W/D/FR/E/30K	7	60	500	71	80	Frosted	3000K	15000	4.4	DIM,ES	6
40366-SU	G25/LED/7W/D/FR/E/27K/6PK	7	60	500	71	83	Frosted	2700K	25000	4.3	DIM,ES	12
40364-SU	G25/LED/7W/D/CL/E/27K	7	60	500	71	82	Clear	2700K	25000	4.41	DIM,ES	6
82042-SU	G25/LED/7W/CRI90/FR/D/E/30K/6PK	7	60	500	71	90	Frost	3000K	25000	4.42	DIM,ES,T20/T24	12
<b>90 CRI   JA8 Title 24 / Title 20</b>												
82038-SU	G16/LED/5W/CRI90/E26/CL/D/E/30K/6PK	5	40	350	70	90	Clear	3000K	25000	2.91	DIM,ES,T20/T24	12
HD03437-1	G16/LED/5W/CRI90/E26/FR/D/E/30K/6PK	5	40	350	70	90	Frost	3000K	25000	2.91	DIM,ES,T20/T24	12
82041-SU	G16.5/LED/5W/CRI90/E12/FR/D/E/30K/6PK	5	40	350	70	90	Frost	3000K	25000	2.95	DIM,ES,T20/T24	12
82040-SU	G16.5/LED/5W/CRI90/E12/CL/D/E/30K/6PK	5	40	350	70	90	Clear	3000K	25000	2.95	DIM,ES,T20/T24	12

Specifications may change without notice.  
We are not responsible for any typographical errors

## Decorative Lamps

### Chandelier



version is available



120 Volts  
Candelabra Screw (E12) / E14 / E26  
82 CRI

3  
YEAR  
WARRANTY



Clear Frosted

Item#	Description	Watt	Eq. W	Lumen	LPW	CRI	Finish	Kelvin	Hours	MOL(in)	Features	CTN
<b>Torpedo Tip   Candelabra Screw (E12)   40 Eq.W</b>												
HD03323-6	CTC/LED/4.5W/E12/CL/D/E/27K	4.5	40	300	67	80	Clear	2700K	25000	3.85	DIM,ES	6
HD03326-6	CTF/LED/4.5W/E12/FR/D/E/27K	4.5	40	300	67	80	Frosted	2700K	25000	3.85	DIM,ES	6
HD03517-6	CTC/LED/4.5W/E12/CL/D/E/30K	4.5	40	300	67	80	Clear	3000K	15000	3.85	DIM,ES	6
HD03322-1	CTC/LED/4.5W/CRI90/E12/CL/D/E/30K/6PK	4.5	40	320	71	90	Clear	3000K	25000	3.85	DIM,ES,T24/T20	12
HD03532-6	CTF/LED/4.5W/E12/FR/D/E/30K	4.5	40	300	67	80	Frosted	3000K	15000	3.78	DIM,ES	6
HD03518-6	CTC/LED/4.5W/E12/CL/D/E/40K	4.5	40	300	67	80	Clear	4000K	15000	3.78	DIM,ES	6
HD03533-6	CTF/LED/4.5W/E12/FR/D/E/40K	4.5	40	300	67	80	Frosted	4000K	15000	3.78	DIM,ES	6
HD03519-6	CTC/LED/4.5W/E12/CL/D/E/50K	4.5	40	300	67	80	Clear	5000K	15000	3.78	DIM,ES	6
HD03534-6	CTF/LED/4.5W/E12/FR/D/E/50K	4.5	40	300	67	80	Frosted	5000K	15000	3.78	DIM,ES	6
<b>Torpedo Tip   Candelabra Screw (E12)   60 Eq.W</b>												
HD03324-6	CTC/LED/7W/E12/CL/D/E/27K	7	60	500	71	80	Clear	2700K	25000	4.25	DIM,ES	6
HD03327-6	CTF/LED/7W/E12/FR/D/E/27K	7	60	500	71	80	Frosted	2700K	25000	4.25	DIM,ES	6
HD03527-6	CTC/LED/7W/E12/CL/D/E/30K	7	60	500	71	80	Clear	3000K	15000	4.25	DIM,ES	6
HD03536-6	CTF/LED/7W/E12/FR/D/E/30K	7	60	500	71	80	Frosted	3000K	15000	4.25	DIM,ES	6
HD03528-6	CTC/LED/7W/E12/CL/D/E/40K	7	60	500	71	80	Clear	4000K	15000	4.25	DIM,ES	6
HD03537-6	CTF/LED/7W/E12/FR/D/E/40K	7	60	500	71	80	Frosted	4000K	15000	4.25	DIM,ES	6
HD03529-6	CTC/LED/7W/E12/CL/D/E/50K	7	60	500	71	80	Clear	5000K	15000	4.25	DIM,ES	6
HD03538-6	CTF/LED/7W/E12/FR/D/E/50K	7	60	500	71	80	Frosted	5000K	15000	4.25	DIM,ES	6
<b>Torpedo Tip   European (E14)   40 Eq.W</b>												
HD03366-3	CTC/LED/5W/E14/CL/D/27K	5	40	470	94	80	Clear	2700K	25000	4.13	DIM	1
HD03363-3	CTF/LED/5W/E14/FR/D/27K	5	40	470	94	80	Frosted	2700K	25000	4.13	DIM	1
<b>Flame Tip   Candelabra Screw (E12)</b>												
80772-SU	CFC/LED/4.5W/E12/CL/D/E/27K	4.5	40	300	67	80	Clear	2700K	25000	3.97	DIM,ES	6
80773-SU	CFF/LED/4.5W/E12/FR/D/E/27K	4.5	40	300	67	80	Frosted	2700K	25000	3.97	DIM,ES	6
80776-SU	CFC/LED/7W/E12/CL/D/E/27K	7	60	500	71	80	Clear	2700K	25000	4.48	DIM,ES	6
<b>Torpedo Tip   Medium Screw (E26)</b>												
HD03329-6	ETC/LED/4.5W/E26/CL/D/E/27K	4.5	40	300	67	80	Clear	2700K	25000	3.81	DIM,ES	6
HD03393-6	ETF/LED/4.5W/E26/FR/D/E/27K	4.5	40	300	67	80	Frosted	2700K	25000	3.82	DIM,ES	6
41381-SU	ETC/LED/7W/E26/CL/D/E/27K/6PK	7	60	500	71	80	Clear	2700K	15000	4.21	DIM,ES	6
HD03331-6	ETF/LED/7W/E26/FR/D/E/27K	7	60	500	71	80	Frosted	2700K	25000	4.21	DIM,ES	6
HD03332-1	ETF/LED/7W/E26/FR/D/E/27K/6PK	7	60	500	71	80	Frosted	2700K	25000	4.21	DIM,ES	6
<b>Flame Tip   Medium Screw (E26)</b>												
80784-SU	EFC/LED/7W/E26/CL/D/E/27K	7	60	500	71	80	Clear	2700K	25000	4.45	DIM,ES	6
80477-SU	EFF/LED/7W/E26/FR/DIM/E/27K	7	60	500	71	80	Frosted	2700K	25000	4.49	DIM,ES	6

# Colored Reflector Lamps

## Flood Light



wildlife lighting available



PAR20



PAR30



PAR38



120 Volts  
Medium Screw (E26)

2  
YEAR  
WARRANTY



Blue



Green



Yellow



Red



Amber

Item#	Description	Watt	Color	Hours	MOL(in)	Features	CTN
<b>PAR20</b>							
81467-SU	PAR20/LED/3W/B	3	Blue	15000	3.48	Wet Location	6
HD03396-3	PAR20/LED/3W/G	3	Green	15000	3.48	Wet Location	6
HD03394-3	PAR20/LED/3W/R	3	Red	15000	3.48	Wet Location,WILD	6
81466-SU	PAR20/LED/3W/Y	3	Yellow	15000	3.48	Wet Location	6
HD03397-3	PAR20/LED/3W/A	3	Amber	15000	3.48	Wet Location	6
<b>PAR30 Short Neck</b>							
80021-SU	PAR30/LED/4W/B	4	Blue	30000	3.62		12
81472-SU	PAR30/LED/8W/B	8	Blue	15000	3.62	Wet Location	6
81473-SU	PAR30/LED/8W/G	8	Green	15000	3.62	Wet Location	6
80023-SU	PAR30/LED/3W/R	3	Red	30000	3.62	WILD	12
80032-SU	PAR30/LED/3W/R	3	Red	30000	3.62		12
81471-SU	PAR30/LED/8W/Y	8	Yellow	15000	3.62	Wet Location	6
81474-SU	PAR30/LED/8W/A	8	Amber	15000	3.62	Wet Location	6
<b>PAR38</b>							
81477-SU	PAR38/LED/15W/B	15	Blue	15000	5.12	Wet Location	6
81478-SU	PAR38/LED/15W/G	15	Green	15000	5.12	Wet Location	6
80555-SU	PAR38/LED/12W/FL35/O	12	Orange	15000	5.12	WILD	6
80043-SU	PAR38/LED/4W/R	4	Red	30000	5.27	WILD	6
80556-SU	PAR38/LED/8W/FL35/R	8	Red	25000	5	Wet Location,WILD	6
81475-SU	PAR38/LED/15W/R	15	Red	15000	5.12	Wet Location,WILD	6
80045-SU	PAR38/LED/4W/Y	4	Yellow	30000	5.27		6
81476-SU	PAR38/LED/15W/Y	15	Yellow	15000	5.12	Wet Location	6
81479-SU	PAR38/LED/15W/A	15	Amber	15000	5.12	Wet Location,WILD	6

Specifications may change without notice.  
We are not responsible for any typographical errors

# Reflector Lamps

## Flood Light

120 Volts  
Medium Screw (E26) / Intermediate Screw (E17)  
82 CRI

**3**  
YEAR  
WARRANTY



version is available



R14 (E17)



R14



R20



BR30

Item#	Description	Watt	Eq. W	Lumen	LPW	CRI	Finish	Kelvin	Hours	MOL(in)	Features	CTN
<b>R14   Intermediate Screw (E17)</b>												
80430-SU	R14/LED/N/E17/4W/D/E/27K	4	25	280	70	82	White	2700K	25000	2.5	DIM,ES	6
40456-SU	R14/LED/N/E17/4W/D/E/27K/3PK	4	25	280	70	80	White	2700K	25000	2.5	DIM,ES	6
80425-SU	R14/LED/N/E17/4W/D/E/30K	4	25	250	63	80	White	3000K	25000	2.5	DIM,ES	6
80435-SU	R14/LED/N/E17/4W/D/E/30K/3PK	4	25	250	63	80	White	3000K	25000	2.5	DIM,ES	6
<b>R14   Medium Screw (E26)</b>												
80431-SU	R14/LED/E26/4W/D/27K	4	25	250	63	80	White	2700K	25000	2.16	DIM	6
HD02208-1	R14/LED/E26/4W/D/27K/3PK	4	25	250	63	80	White	2700K	25000	2.16	DIM	6
80557-SU	R14/LED/E26/4W/D/30K	4	25	250	63	80	White	3000K	25000	2.17	DIM	6
80434-SU	R14/LED/E26/4W/D/30K/3PK	4	25	250	63	80	White	3000K	25000	2.17	DIM	6
<b>R20   Medium Screw (E26)</b>												
81130-SU	R20/LED/8W/D/E/27K	8	50	560	70	80	White	2700K	25000	3.94	DIM,ES	6
81390-SU	R20/LED/6W/D/E/27K	6	40	450	75	80	White	2700K	25000	3.94	DIM,ES	6
81391-SU	R20/LED/6W/D/E/30K	6	40	450	75	80	White	3000K	25000	3.94	DIM,ES	6
82035-SU	R20/LED/7W/CRI90/D/E/30K/6PK	7	50	525	75	90	White	3000K	25000	3.94	DIM,ES,T20/T24	12
81392-SU	R20/LED/6W/D/E/40K	6	40	450	75	80	White	4000K	25000	3.94	DIM,ES	6
81393-SU	R20/LED/8W/D/E/50K	6	40	450	75	90	White	5000K	25000	3.78	DIM,ES	6
<b>BR30   Medium Screw (E26)</b>												
HD03306-6	BR30/LED/10.5W/D/E/27K	10.5	65	800	76	80	White	3000K	25000	5.16	DIM,ES	6
HD03307-6	BR30/LED/10.5W/D/E/30K	10.5	65	800	76	80	White	3000K	25000	5.16	DIM,ES	6
HD03304-1	BR30/LED/9W/CRI90/D/E/30K/6PK	9	65	650	72	90	White	3000K	25000	5.35	DIM,ES,T20/T24	6
HD03308-6	BR30/LED/10.5W/D/E/40K	10.5	60	800	76	80	White	4000K	25000	5.16	DIM,ES	6
HD03309-6	BR30/LED/10.5W/D/E/50K	10.5	60	800	76	80	White	5000K	25000	5.16	DIM,ES	6
81398-SU	BR30/LED/10.5W/D/65K	10.5	65	800	76	80	White	6500K	25000	5.31	DIM	6
<b>BR40   Medium Screw (E26)</b>												
HD03398-2	BR40/LED/13W/D/E/27K	13	75	1100	85	80	White	2700K	25000	5.39	DIM,ES	6
HD03317-6	BR40/LED/13W/D/E/30K	13	75	1100	85	80	White	3000K	25000	6.1	DIM,ES	6
HD03318-6	BR40/LED/13W/D/E/40K	13	75	1100	85	80	White	4000K	25000	5.39	DIM,ES	6
HD03319-6	BR40/LED/13W/D/E/50K	13	75	1100	85	80	White	5000K	25000	5.39	DIM,ES	6
HD03321-6	BR40/LED/14W/D/65K	14	85	1060	76	80	White	6500K	25000	6.12	DIM	6
<b>PAR16   Medium Screw (E26)</b>												
HD02794-3	PAR16/LED/7W/D/E/27K	7	75	500	71	80	White	2700K	25000	30.3	DIM,ES	6
HD02795-3	PAR16/LED/7W/D/30K	7	75	500	71	80	White	3000K	25000	3.03	DIM	6
HD02796-3	PAR16/LED/7W/D/40K	7	75	500	71	80	White	4000K	25000	3.03	DIM	6
HD02797-3	PAR16/LED/7W/D/50K	7	75	500	71	80	White	5000K	25000	3.03	DIM	6
<b>PAR20   Medium Screw (E26)</b>												
89203-SU	PAR20/LED/7W/FL40/D/E/27K	7	50	500	71	80	White	2700K	25000	3.11	DIM,ES	6
40386-SU	PAR20/LED/7W/FL40/D/E/27K/6PK	7	50	450	71	82	White	2700K	25000	3.3	DIM,ES	12
89212-SU	PAR20/LED/7W/FL40/D/E/40K	7	50	500	71	80	White	4000K	25000	3.11	DIM,ES	6
41027-SU	PAR20/LED/7W/FL40/D/E/40K/6PK	7	50	450	71	82	White	4000K	25000	3.3	DIM,ES	12
89206-SU	PAR20/LED/7W/FL40/D/E/50K	7	50	500	71	80	White	5000K	25000	3.11	DIM,ES	6
41028-SU	PAR20/LED/7W/FL40/D/E/50K/6PK	7	50	500	71	80	White	5000K	25000	3.3	DIM,ES	12



BR40



PAR16



PAR20



PAR30



PAR38

Item#	Description	Watt	Eq. W	Lumen	LPW	CRI	Finish	Kelvin	Hours	MOL(in)	Features	CTN
<b>PAR20   CEC Compliant   Energy Star  90 CRI</b>												
87930-SU	PAR20/LED/8W/CRI90/27K	8	50	500	63	90	White	2700K	25000	3.78	DIM,ES,T20/T24	6
87931-SU	PAR20/LED/8W/CRI90/30K	8	50	500	63	90	White	3000K	25000	3.78	DIM,ES,T20/T24	6
87932-SU	PAR20/LED/8W/CRI90/40K	8	50	500	63	90	White	4000K	25000	3.78	DIM,ES,T20/T24	6
87933-SU	PAR20/LED/8W/CRI90/50K	8	50	500	63	90	White	5000K	25000	3.78	DIM,ES,T20/T24	6
<b>PAR30 Short Neck</b>												
HD02228-6	PAR30/LED/10W/S/FL35/D/E/27K	10	75	750	75	80	White	2700K	25000	3.33	DIM,ES	6
40979-SU	PAR30/LED/10W/SHORT/FL35/D/E/27K/6PK	10	75	750	75	80	White	2700K	25000	3.33	DIM,ES	6
HD02229-6	PAR30/LED/10W/S/FL35/D/E/30K	10	75	750	75	80	White	3000K	25000	3.33	DIM,ES	6
40980-SU	PAR30/LED/10W/SHORT/FL35/D/E/30K/6PK	10	75	750	75	80	White	3000K	25000	3.33	DIM,ES	6
HD02230-6	PAR30/LED/10W/S/FL35/D/E/40K	10	75	750	75	80	White	4000K	25000	3.33	DIM,ES	6
40981-SU	PAR30/LED/10W/SHORT/FL35/D/E/40K/6PK	10	75	750	75	80	White	4000K	25000	3.33	DIM,ES	6
HD02231-6	PAR30/LED/10W/S/FL35/D/E/50K	10	75	750	75	80	White	5000K	25000	3.33	DIM,ES	6
40982-SU	PAR30/LED/10W/SHORT/FL35/D/E/50K/6PK	10	75	750	75	80	White	5000K	25000	3.33	DIM,ES	6
<b>PAR30 Short Neck   90 CRI</b>												
88048-SU	PAR30/LED/10W/FL40/DIM/E/90/27K	10	75	750	75	90	White	2700K	40000	3.67	DIM,ES	6
82032-SU	PAR30S/LED/10W/CRI90/D/E/30K/6PK	10	75	750	75	90	White	3000K	25000	3.44	DIM,ES,T20/T24	6
<b>PAR30 Long Neck</b>												
HD03387-2	PAR30LN/LED/10W/FL40/D/E/27K	10	75	800	80	80	White	2700K	25000	4.53	DIM,ES	6
80942-SU	PAR30LN/LED/10W/FL40/D/E/30K	10	75	800	80	80	White	3000K	25000	4.53	DIM,ES	6
80943-SU	PAR30LN/LED/11W/FL40/D/E/40K	11	75	850	77	80	White	4000K	25000	4.53	DIM,ES	6
80883-SU	PAR30LN/LED/10W/FL40/D/E/50K	10	75	800	80	80	White	5000K	25000	4.53	DIM,ES	6
<b>PAR30 Long Neck   90 CRI</b>												
89008-SU	PAR30LN/LED/10W/FL40/DIM/E/90/30K	10	75	800	80	90	White	3000K	40000	4.57	DIM,ES	6
82033-SU	PAR30LN/LED/10W/CRI90/D/E/30K/6PK	10	75	750	75	90	White	3000K	25000	4.41	DIM,ES,T20/T24	6
<b>PAR38</b>												
88063-SU	PAR38/LED/19W/FL40/DIM/27K	19	85	1180	62	80	White	2700K	40000	4.96	DIM, Wet Location	6
88394-SU	PAR38/LED/18W/FL35/D/E/27K	18	120	1350	75	80	White	2700K	25000	4.96	DIM,ES	6
88395-SU	PAR38/LED/18W/FL35/D/E/30K	18	120	1350	75	80	White	3000K	25000	4.96	DIM,ES	6
88397-SU	PAR38/LED/18W/FL35/D/E/40K	18	120	1350	75	80	White	4000K	25000	4.96	DIM,ES	6
88396-SU	PAR38/LED/18W/FL35/D/E/50K	18	120	1350	75	80	White	5000K	25000	4.96	DIM,ES	6
88398-SU	PAR38/LED/18W/FL35/D/65K	18	120	1350	75	80	White	6500K	25000	4.96	DIM	6
<b>PAR38   90 CRI</b>												
HD03374-1	PAR38/LED/15W/CRI90/27K	15	100	1200	80	90	White	2700K	25000	5.08	DIM,ES,T20/T24	1
88082-SU	PAR38/LED/17W/FL40/DIM/90/27K	17	120	1150	68	90	White	2700K	40000	5.08	DIM	6
88083-SU	PAR38/LED/17W/FL40/DIM/90/30K	17	120	1200	71	90	White	3000K	40000	5.08	DIM	6
HD03377-1	PAR38/LED/15W/CRI90/30K	15	100	1200	80	90	White	3000K	25000	5.08	DIM,ES,T20/T24	1
82034-SU	PAR38/LED/18W/CRI90/D/E/30K/6PK	18	100	1350	75	90	White	3000K	25000	5.08	DIM,ES,T20/T24	6
HD03558-3	PAR38/LED/15W/CRI90/40K	15	100	1200	80	90	White	4000K	25000	5.08	DIM,ES,T20/T24	1
HD03559-3	PAR38/LED/15W/CRI90/50K	15	100	1200	80	90	White	5000K	25000	5.08	DIM,ES,T20	1
HD03561-3	PAR38/LED/15W/CRI90/65K	15	100	1200	80	90	White	6500K	25000	5.08	DIM	1

12 Volts  
2-Pin (GU4)  
80 CRI

3  
YEAR  
WARRANTY

## MR11 Mini Reflector Lamps

Spotlight Lamps



Item#	Description	Watt	Eq. W	Lumen	LPW	CRI	Finish	Kelvin	Hours	MOL(in)	Features	CTN
<b>MR11</b>												
81002-SU	MR11/LED/3W/12V/D/30K	3	35	240	80	80	Clear	3000K	30000	1.65	DIM	12



12 Volts  
2-Pin (GU5.3) / Medium Screw (E26)  
90 CRI

3  
YEAR  
WARRANTY

## MR16 Mini Reflector Lamps

Spotlight Lamps



version is available



Item#	Description	Watt	Eq. W	Lumen	LPW	Color	CRI	Kelvin	Hours	MOL(in)	Features	CTN
<b>2-Pin GU5.3   12V   CEC Compliant   Energy Star   CRI 90</b>												
HD02770-6	MR16/LED/7W/12V/FL35/D/E/27K/CRI90	7	50	500	71	Warm White	90	2700K	25000	1.91	DIM,ES,T20/T24	6
HD02771-6	MR16/LED/7W/12V/FL35/D/E/30K/CRI90	7	50	500	71	Warm White	90	3000K	25000	1.91	DIM,ES,T20/T24	6
81120-SU	MR16/LED/7W/12V/FL35/D/E/40K/CRI90	7	50	500	71	Super White	90	4000K	25000	1.91	DIM,ES,T20/T24	6
HD02772-6	MR16/LED/7W/12V/FL35/D/E/50K/CRI90	7	50	500	71	Super White	90	5000K	25000	1.91	DIM,ES,T20/T24	6
<b>Colored   12V</b>												
80856-SU	MR16/LED/3W/GU5.3/12V/B	3	25	-	12	Blue	-	-	30000	1.96		6
80857-SU	MR16/LED/3W/GU5.3/12V/G	3	25	-	50	Green	-	-	30000	1.96		6
80855-SU	MR16/LED/3W/GU5.3/12V/R	3	25	-	30	Red	-	-	30000	1.96		6
<b>Medium Screw (E26)   120V</b>												
HD02643-2	MR16/LED/7W/MED/D/27K	7	50	500	71	Warm White	80	2700K	25000	2.2	DIM	6
40983-SU	MR16/LED/7W/MED/D/27K/6PK	7	50	500	71	Warm White	80	2700K	25000	2.2	DIM	12
80083-SU	MR16/LED/7W/MED/30K	7	50	500	71	Warm White	80	3000K	25000	2.2	DIM	6
80084-SU	MR16/LED/7W/MED/40K	7	50	500	71	Cool White	80	4000K	25000	2.2	DIM	6
HD02645-2	MR16/LED/7W/MED/D/50K	7	50	500	71	Super White	80	5000K	25000	2.2	DIM	6
40984-SU	MR16/LED/7W/MED/D/50K/6PK	7	50	500	71	Super White	80	5000K	25000	2.2	DIM	12
<b>2-Pin GU5.3   120V</b>												
HD02647-2	MR16/LED/5W/GU5.3/120V/30K	5	50	450	90	Warm White	80	3000K	30000	2.04		6

## Mini Reflector Lamps

### Spotlight Lamps



120V



220V

120 Volts / 220 Volts  
Twist & Lock (GU10)  
80 CRI

3  
YEAR  
WARRANTY

Item#	Description	Watt	Eq. W	Lumen	LPW	CRI	Finish	Kelvin	Hours	MOL(in)	Features	CTN
<b>Twist &amp; Lock (GU10)   120V</b>												
80530-SU	PAR16/LED/6.5W/D/GU10/E/27K	6.5	50	500	77	80	Clear	2700K	25000	2.17	DIM,ES	6
80531-SU	PAR16/LED/6.5W/D/GU10/E/30K	6.5	50	500	77	80	Clear	3000K	25000	2.17	DIM,ES	6
82043-SU	PAR16/GU10/LED/7W/D/CRI90/E/30K/6PK	7	50	500	71	90	Clear	3000K	25000	2.17	DIM,ES	12
80517-SU	PAR16/LED/6.5W/D/GU10/E/40K	6.5	50	500	77	80	Clear	4000K	25000	2.17	DIM,ES	6
80532-SU	PAR16/LED/6.5W/D/GU10/E/50K	6.5	50	500	77	80	Clear	5000K	25000	2.17	DIM,ES	6
80533-SU	PAR16/LED/6.5W/D/GU10/65K	6.5	60	500	77	80	Clear	6500K	25000	2.17	Dim	6
<b>220 Volts</b>												
80306-SU	MR16/LED/6W/40K/GU10/220V	6	40	470	78	80	Clear	4000K	20000	2.06		6

## Mini Color Reflector Lamps

### Spotlight Lamps



Blue



Green



Red

120 Volts  
Twist & Lock (GU10)

3  
YEAR  
WARRANTY

Item#	Description	Watt	Eq. W	Lumen	LPW	Color	CRI	Kelvin	Hours	MOL(in)	Features	CTN
<b>Colored   120V</b>												
80520-SU	PAR16/LED/3W/GU10/BLUE	3	25	-	-	Blue	-	-	15000	1.9		6
80327-SU	MR16/60LED/2.8W/GU10/120V/G	2.8	20	-	-	Green	-	-	30000	2.2		12
80328-SU	MR16/60LED/2.8W/GU10/120V/R	2.8	20	-	-	Red	-	-	30000	2.2		12

## Reflector Lamps

### AR111 Aluminum Reflector



12 Volts  
Screw Terminal (G53)  
80 CRI

3  
YEAR  
WARRANTY

Item#	Description	Watt	Eq. W	Lumen	LPW	CRI	Finish	Kelvin	Hours	MOL(in)	Features	CTN
<b>Screw Terminal (G53)</b>												
HD02653-1	AR111/LED/7W/30K/FL/36D	7	50	600	86	80	-	3000K	30000	2.59	Flood	6
HD02649-1	AR111/LED/7W/30K/SP/12D	7	50	600	86	80	-	3000K	30000	2.59	Spot	6
HD02651-1	AR111/LED/7W/30K/NFL/24D	7	50	600	86	80	-	3000K	30000	2.59	Narrow	6



120 Volts  
Medium Screw (E26)  
75 CRI

**2**  
YEAR  
WARRANTY

## Reflector Lamps Colored

Party & Decorative



Red

White

Item#	Description	Watt	Eq. W	Lumen	LPW	Color	CRI	Kelvin	Hours	MOL(in)	Features	CTN
<b>PAR16</b>												
80195-SU	JDR/60LED/2.8W/MED/120V/B	2.8	25	-	29	Blue	75	-	30000	2.99		12
80197-SU	JDR/60LED/2.8W/MED/120V/R	2.8	25	-	43	Red	75	-	30000	2.99		12
80194-SU	JDR/60LED/2.8W/MED/120V/W	2.8	25	240	86	White	75	6500K	30000	2.99		12

120 Volts  
Candelabra Screw (E12) / Intermediate Screw (E17)  
82 CRI

**3**  
YEAR  
WARRANTY

## Night Lights

Holiday



Green



Red



Yellow



White



C7



C9

Item#	Description	Watt	Eq. W	Lumen	LPW	Color	CRI	Kelvin	Hours	MOL(in)	Features	CTN
<b>C7   Candelabra Screw (E12)</b>												
HD03412-1	L3C7/LED/B/6PK	0.4	-	-	5	Blue	82	-	50000	2.25		20
HD03416-1	L3C7/LED/G/6PK	0.4	-	-	21	Green	82	-	50000	2.25		20
HD03401-1	L3C7/LED/R/6PK	0.4	-	-	10	Red	82	-	50000	2.25		20
HD03404-1	L3C7/LED/W/6PK	0.4	-	-	31	White	82	-	50000	2.25		20
HD03407-1	L3C7/LED/Y/6PK	0.4	-	-	9	Yellow	82	-	50000	2.25		20
<b>C9   Intermediate Screw (E17)</b>												
HD03418-1	L3C9/LED/B/6PK	0.4	-	-	6	Blue	84.4	-	50000	2.95		20
HD03421-1	L3C9/LED/G/6PK	0.4	-	-	30	Green	84.4	-	50000	2.95		20
HD03424-1	L3C9/LED/R/6PK	0.4	-	-	14	Red	84.4	-	50000	2.95		20
HD03427-1	L3C9/LED/Y/6PK	0.4	-	-	11	Yellow	84.4	-	50000	2.95		20

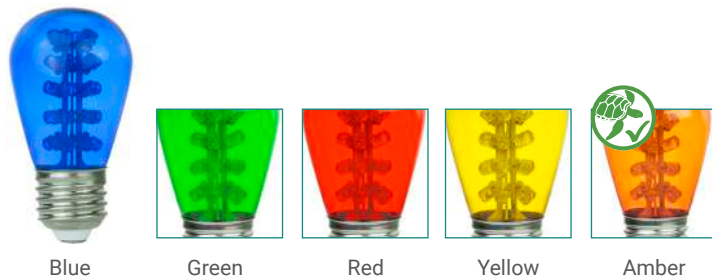


# Sign Lamps

## Party & Decorative

120 Volts  
Medium Screw (E26)  
75 CRI

**2**  
YEAR  
WARRANTY



Item#	Description	Watt	Eq. W	Lumen	LPW	Color	CRI	Kelvin	Hours	MOL(in)	Features	CTN
<b>S11 Indicator   Medium Screw (E26)</b>												
81068-SU	S11/LED/FR/1W/27K/E26	1	10	50	50	Warm White	80	2700K	15000	2		6
<b>S14 Sign   Medium Screw (E26)</b>												
81066-SU	S14/LED/FR/1W/27K/E26	1	10	50	50	Warm White	80	2700K	15000	3.23		6
81067-SU	S14/LED/CL/1W/27K/E26	1	10	50	50	Warm White	80	2700K	15000	3.23		6
<b>S14 Colors</b>												
80332-SU	S14/LED/3W/D/CL/W	3	-	220	73	White	80	6000K	40000	3.22	DIM	12
80347-SU	S14/LED/3W/D/FR/Y	3	-	235	78	Yellow	80	-	40000	3.22	DIM	12
<b>S14 Transparent Colors</b>												
80362-SU	S14/30LED/MED/B	1.7	10	-	9	Blue	-	-	30000	3.14		20
80363-SU	S14/30LED/MED/G	0.9	10	-	22	Green	-	-	30000	3.14		20
80364-SU	S14/30LED/MED/R	1.1	10	-	23	Red	-	-	30000	3.14		20
80365-SU	S14/30LED/MED/Y	1.1	10	-	30	Yellow	-	-	30000	3.14		20
80366-SU	S14/30LED/MED/A	1.1	25	-	45	Amber Light	-	-	50000	3.14	WILD	20

# Tubular

## Miniature



120 Volts  
Candelabra Screw (E12)  
80 CRI

**2**  
YEAR  
WARRANTY

Item#	Description	Watt	Eq. W	Lumen	LPW	CRI	Finish	Kelvin	Hours	MOL(in)	Features	CTN
<b>S6 Appliance   Candelabra Screw (E12)</b>												
HD02323-1	S6/LED/CL/1W/27K/E12/6PK	1	10	50	50	80	-	2700K	15000	1.85		10
<b>T5   Candelabra Screw (E12)</b>												
HD03447-1	T5/LED/CL/1W/27K/E12/6PK	1	10	50	50	80	-	2700K	15000	1.73		6
<b>T6   Candelabra Screw (E12)</b>												
81071-SU	T6/LED/CL/1W/27K/E12	1	10	50	50	80	-	2700K	15000	1.77		6
<b>T7   Intermediate Screw (E17)</b>												
81070-SU	T7/LED/CL/1W/27K/E17/TUBULAR	1	10	50	50	80	-	2700K	15000	2.09		12

Specifications may change without notice.  
We are not responsible for any typographical errors

120 Volts  
Candelabra Screw (E12) / (E26)

2  
YEAR  
WARRANTY



## Colored Tubular

Party & Decorative



E12



E26



Globe (E26)

Item#	Description	Watt	Color	Hours	MOL(in)	CTN
<b>Candelabra Screw (E12)</b>						
80256-SU	1T10/C/B	0.5	Blue	30000	2.28	10
80268-SU	1T10/C/G	0.5	Green	30000	2.28	10
80269-SU	1T10/C/R	0.5	Red	30000	2.28	10
80272-SU	1T10/C/Y	0.5	Yellow	30000	2.28	10
<b>Medium Screw (E26)</b>						
80252-SU	1T10/G	1	Green	30000	2.41	10
80253-SU	1T10/R	1	Red	30000	2.41	10
80255-SU	1T10/Y	1	Yellow	30000	2.41	10
<b>Globe   Medium Screw (E26)</b>						
80321-SU	1G16/B	1	Blue	30000	2.75	10
80322-SU	1G16/G	1	Green	30000	2.75	10
80325-SU	1G16/Y	1	Yellow	30000	2.75	10



12 Volts  
(BA15s) / (BA15d)

2  
YEAR  
WARRANTY

## Elevator Bulb

1383 / GBF



BA15S



BA15d

Item#	Description	Watt	Eq. W	Lumen	LPW	CRI	Finish	Kelvin	Hours	MOL(in)	Features	CTN
<b>Single Contact Bayonet (BA15s)</b>												
80307-SU	1383/1LED/3W/SC/12V/WW	3	-	120	40	80	Clear	3000K	30000	4.48		12
<b>Double Contact Bayonet (BA15d)</b>												
80358-SU	GBF/LED/3W/30K	3	-	125	42	80	Clear	3000K	20000	1.75		50

## Halogen Alternative

### Specialty Lamps



Short (R7S)    Long (R7S)    G4    G9    G9 (Glass)

120 Volts  
Recessed Single Contact (R7s)  
80 CRI

**2**  
YEAR  
WARRANTY

Item#	Description	Watt	Eq. W	Lumen	LPW	CRI	Finish	Kelvin	Hours	MOL(in)	Features	CTN
<b>Short   Recessed Single Contact (R7s)   120V</b>												
81015-SU	R7S/LED/4.5W/78MM/T5/30K/CD2	4.5	30	370	82	80	Clear	3000K	10000	3.1		12
81017-SU	R7S/LED/4.5W/78MM/T8/30K/CD2	4.5	35	460	102	80	Clear	3000K	10000	3.1		12
<b>Long   Recessed Single Contact (R7s)   120V</b>												
81016-SU	R7S/LED/7W/118MM/T5/30K/CD2	7	50	630	90	80	Clear	3000K	10000	4.6		12
81018-SU	R7S/LED/8.5W/118MM/T8/30K/CD2	8.5	75	900	106	80	Clear	3000K	10000	4.6		12
<b>G4   12V</b>												
HD03254-5	G4/LED/1.5W/CL/12V/D/30K/CD	1.5	15	200	133	80	Clear	3000K	25000	1.53	DIM	10
<b>G9   120V</b>												
HD03257-3	G9/LED/2.5W/CL/120V/D/30K	2.5	25	250	100	80	Clear	3000K	25000	2.04	DIM	12
<b>G9   Clear Glass   120V</b>												
HD03256-6	G9/LED/2W/CL/120V/30K	2	25	200	100	80	Clear	3000K	15000	1.96		12
HD03259-6	G9/LED/2W/CL/120V/50K	2	25	200	100	80	Clear	5000K	15000	1.96		12
HD03262-6	G9/LED/3W/CL/120V/30K	3	40	400	133	80	Clear	3000K	15000	2.36		12
HD03264-6	G9/LED/3W/CL/120V/50K	3	40	400	133	80	Clear	5000K	15000	2.36		12
80818-SU	G9/LED/4W/CL/120V/30K	4	60	500	125	80	Clear	3000K	15000	2.36		12
HD03267-6	G9/LED/4W/CL/120V/50K	4	60	500	125	80	Clear	5000K	15000	2.36		12

## Hospitality Series

### Warm Dimming



120 Volts  
Medium Screw (E26)  
80 CRI

**2**  
YEAR  
WARRANTY

Item#	Description	Watt	Eq. W	Lumen	LPW	CRI	Finish	Kelvin	Hours	MOL(in)	Features	CTN
80505-SU	BR20/LED/8W/DIM/WD/30-16K	8	50	650	81	80	White	30K-17K	25000	4.02	DIM	6
HD03312-1	BR30/LED/12W/DIM/WD/30-16K	12	65	1000	83	80	White	30K-17K	25000	5.35	DIM	6

Specifications may change without notice.  
We are not responsible for any typographical errors



120 Volts  
Medium Screw (E26) / Medium 2-pin G13

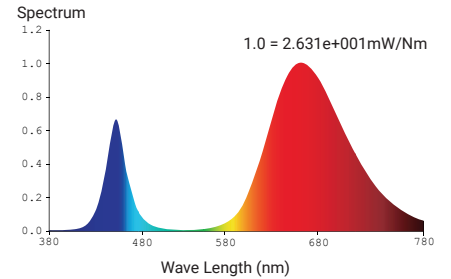
3  
YEAR  
WARRANTY

## Plant Growth Light



Cast the necessary light needed for indoor vegetation maintenance while keeping electrical costs as low as possible with Sunlite's LED plant grow lights.

### Spectral Distribution



Item#	Description	Watt	PPF   umol/s	Hours	MOL(in)	Features	CTN
<b>Medium Screw (E26)</b>							
HD03314-1	BR30/LED/PGL/10W	10	12	25000	4.96	DIM	6



120 Volts  
Candelabra Screw (E12)  
80 CRI

2  
YEAR  
WARRANTY

## Decorative Lamps

### Star Filament



E12



Globe (E26)



Tubular (E26)

Item#	Description	Watt	Eq. W	Lumen	LPW	CRI	Finish	Kelvin	Hours	MOL(in)	Features	CTN
<b>Candelabra Screw (E12)</b>												
80129-SU	CTC/LED/SF/1W/CL/23K	1	-	120	120	80	Clear	2300K	20000	1.38		12
<b>Globe   Medium Screw (E26)</b>												
80139-SU	G25/LED/SF/1.8W/CL/23K	1.8	-	120	67	80	Clear	2300K	20000	3.15		6
80153-SU	G30/LED/SF/1.8W/CL/23K	1.8	-	120	67	80	Clear	2300K	20000	5.71		40
80154-SU	G40/LED/SF/1.8W/CL/23K	1.8	-	120	67	80	Clear	2300K	20000	4.92		24
<b>Tubular   Medium Screw (E26)</b>												
80624-SU	T10/LED/SF/2.4W/CL/23K/228MM	2.5	25	140	56	75	Clear	2300K	20000	8.86	DIM	24

# Decorative Lamps

## Party & Decorative



Globe



ST64



Bottle



Heart



Diamond



Star



100-260 Volts  
Medium Screw (E26)  
60 CRI

2  
YEAR  
WARRANTY

Item#	Description	Watt	LPW	Color	CRI	Kelvin	Hours	MOL(in)	Features	CTN
<b>G25</b>										
81174-SU	G25/LED/DX/1.5W/B	1.5	-	Blue	60	-	20000	4.2		6
81175-SU	G25/LED/DX/1.5W/G	1.5	-	Green	60	-	20000	4.2		6
81173-SU	G25/LED/DX/1.5W/P	1.5	-	Purple	60	-	20000	4.2		6
81172-SU	G25/LED/DX/1.5W/R	1.5	-	Red	60	-	20000	4.2		6
81177-SU	G25/LED/DX/1.5W/RGB	1.5	-	RGB	60	-	20000	4.2		6
81176-SU	G25/LED/DX/1.5W/27K	1.5	-	Warm White	60	2700K	20000	4.2		6
<b>G30</b>										
81180-SU	G30/LED/DX/1.5W/B	1.5	-	Blue	60	-	20000	5.2		6
81181-SU	G30/LED/DX/1.5W/G	1.5	-	Green	60	-	20000	5.2		6
81179-SU	G30/LED/DX/1.5W/P	1.5	-	Purple	60	-	20000	5.2		6
81178-SU	G30/LED/DX/1.5W/R	1.5	-	Red	60	-	20000	5.2		6
81183-SU	G30/LED/DX/1.5W/RGB	1.5	-	RGB	60	-	20000	5.2		6
81182-SU	G30/LED/DX/1.5W/27K	1.5	-	Warm White	60	2700K	20000	5.2		6
<b>G40</b>										
81186-SU	G40/LED/DX/1.5W/B	1.5	-	Blue	60	-	20000	6.8		6
81187-SU	G40/LED/DX/1.5W/G	1.5	-	Green	60	-	20000	6.8		6
81185-SU	G40/LED/DX/1.5W/P	1.5	-	Purple	60	-	20000	6.8		6
81184-SU	G40/LED/DX/1.5W/R	1.5	-	Red	60	-	20000	6.8		6
<b>ST64</b>										
81190-SU	ST64/LED/DX/1.5W/B	1.5	-	Blue	60	-	20000	5.5		6
81191-SU	ST64/LED/DX/1.5W/G	1.5	-	Green	60	-	20000	5.5		6
81189-SU	ST64/LED/DX/1.5W/P	1.5	-	Purple	60	-	20000	5.5		6
81188-SU	ST64/LED/DX/1.5W/R	1.5	-	Red	60	-	20000	5.5		6
81192-SU	ST64/LED/DX/1.5W/27K	1.5	-	Warm White	60	2700K	20000	5.5		6
<b>Specialty</b>										
81195-SU	BOTTLE/LED/DX/1.5W/RGB	1.5	-	RGB	60	-	20000	8.9		6
81197-SU	HEART/LED/DX/1.5W/RGB	1.5	-	RGB	60	-	20000	6		6
81196-SU	DIAMOND/LED/DX/1.5/27K	1.5	-	Warm White	60	2700K	20000	6.7		6
81194-SU	STAR/LED/DX/1.5W/27K	1.5	-	Warm White	60	2700K	20000	5.7		6

Specifications may change without notice.  
We are not responsible for any typographical errors

120-277 Volts  
82 CRI

5  
YEAR  
WARRANTY

## Refrigerator Display Strip

Wet Rated



Linkable Connector

Item#	Description	Watt	Eq. W	Lumen	LPW	CRI	Finish	Kelvin	Hours	MOL(in)	Features	CTN
<b>Operating environment temperatures from -4 degrees to 104 degrees Fahrenheit (-20 to 40 Celsius)</b>												
HD02859-1	LFX/LFL/18W/MV/50K/4'/V2	18	-	1440	80	82	Clear	5000K	50000	47.2	DLC	10
HD02860-1	LFX/LFL/22W/MV/50K/5'/V2	22	-	2196	100	82	Clear	5000K	50000	59	DLC, IP65	10

120 Volts  
Linestra Base (S14s)  
80 CRI

1  
YEAR  
WARRANTY

## Linestra Lamps

Vanity



Item#	Description	Watt	Eq. W	Lumen	LPW	CRI	Finish	Kelvin	Hours	MOL(in)	Features	CTN
53149-SU	LN/LED/5W/DIM/27K/120V	5	35	420	84	80	White	2700K	30000	11.81	DIM	25
HD02280-1	LN/LED/8W/DIM/27K/120V	8	60	660	83	80	White	2700K	30000	19.7	DIM	25
HD02209-1	LN/LED/16W/DIM/27K/120V	16	150	1300	81	80	White	2700K	30000	39.4	DIM	12

120-277 Volts  
4-Pin (2G11)  
82 CRI

5  
YEAR  
WARRANTY

## Plug-In Lamps

Fluorescent Equivalent



Item#	Description	Watt	Eq. W	Lumen	LPW	CRI	Finish	Kelvin	Hours	MOL(in)	Features	CTN
<b>Bypass   FT</b>												
HD02873-1	FT/LED/BP/23W/30K	23	55	2300	100	82	White	3000K	50000	22.16	DLC	10
HD02874-1	FT/LED/BP/23W/40K	23	55	2800	122	82	White	4000K	50000	22.16	DLC	10
<b>Plug and Play   FT</b>												
81057-SU	FT/LED/IS/23W/30K	23	40	2800	122	82	White	3000K	50000	21.88	DLC	10
HD03539-1	FT/LED/IS/17W/35K	17	40	2500	147	82	White	3500K	50000	21.88	DLC	10
81063-SU	FT/LED/IS/17W/40K	17	40	2500	147	82	White	4000K	50000	21.88	DLC	10
81064-SU	FT/LED/IS/17W/50K	17	40	2500	147	82	White	5000K	50000	21.88	DLC	10

# Plug-In Lamps

## Fluorescent Equivalents



version is available



120-277 Volts  
2-Pin (G24d)  
80 CRI

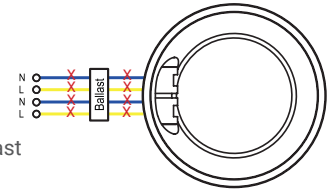
BYPASS REQUIRED

SUITABLE FOR ENCLOSED FIXTURES

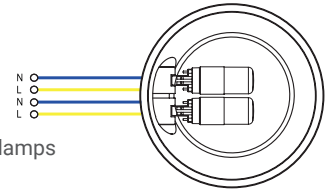
5 YEAR WARRANTY

### Bypass Installation

Step 1  
Cut off the wires and remove the ballast



Step 2  
Reconnect the wires and plug in the lamps



Item#	Description	Watt	Eq. W	Lumen	LPW	CRI	Finish	Kelvin	Hours	MOL(in)	Features	CTN
<b>Bypass   PLD   2-Pin LED Base (G24q)</b>												
HD02641-1	PLD/LED/BP/7W/30K	7	13	700	100	82	White	3000K	50000	5.82		12
<b>Bypass   PLD   2-Pin LED Base (G24d)</b>												
HD03562-1	PLD/LED/BP/8W/SCT	8	18	950	119	80	White	30/40/50K	50000	5.86		12
HD02642-1	PLD/LED/BP/9W/30K	9	18	950	106	82	White	3000K	50000	6.61		12
88299-SU	PLD/LED/BP/9W/40K	9	18	1000	111	82	White	4000K	50000	6.65		12
88298-SU	PLD/LED/BP/9W/50K	9	18	1000	111	82	White	5000K	50000	6.65		12
HD03567-1	PLD/LED/BP/11W/SCT	11	26	1400	127	80	White	30/40/50K	50000	5.86		12
<b>Bypass   PLV   Vertical   2-Pin (G23)</b>												
85425-SU	PLV/LED/BP/7W/G23/30K	7	13	700	100	80	White	3000K	50000	4.52		12
85426-SU	PLV/LED/BP/7W/G23/40K	7	13	700	100	80	White	4000K	50000	4.52		12
<b>Bypass   PLV   Vertical   2-Pin (G24d)</b>												
HD03564-1	PLV/LED/BP/8W/SCT	8	18	950	119	80	White	30/40/50K	50000	4.66		12
HD03569-1	PLV/LED/BP/11W/SCT	11	26	1400	127	80	White	30/40/50K	50000	4.66		12
<b>Bypass   PLV   Vertical   2-Pin (GX23)</b>												
85430-SU	PLV/LED/BP/7W/GX23/30K	7	13	700	100	80	White	3000K	50000	4.78		12
85431-SU	PLV/LED/BP/7W/GX23/40K	7	13	700	100	80	White	4000K	50000	4.78		12
<b>Plug and Play   PLD   4-Pin LED Base (G24q)</b>												
HD03572-1	PLD/LED/IS/11W/SCT	11	18	1025	93	80	White	30/40/50K	50000	5.86	DLC	12
88271-SU	PLD/LED/IS/9W/30K/V2	9	18	950	106	82	White	3000K	50000	6.57	DLC	12
88269-SU	PLD/LED/IS/9W/35K/V2	9	18	950	106	82	White	3500K	50000	6.57	DLC	12
88273-SU	PLD/LED/IS/9W/40K/V2	9	18	1000	111	82	White	4000K	50000	6.57	DLC	12
88275-SU	PLD/LED/IS/9W/50K/V2	9	18	1000	111	82	White	5000K	50000	6.57	DLC	12
<b>Plug and Play   PLT   4-Pin LED Base (G24q)</b>												
88277-SU	PLT/G24q/LED/IS/16W/35K	16	26	1750	109	82	White	3500K	50000	6.35	DLC	12
88278-SU	PLT/G24q/LED/IS/16W/40K	16	26	1850	116	82	White	4000K	50000	6.35	DLC	12
<b>Plug and Play   Vertical   4-Pin LED Base (G24q)</b>												
88805-SU	PLV/LED/IS/11W/SCT	11	26	1400	156	80	White	30/40/50K	50000	4.66	DLC	12
<b>Plug and Play   Vertical   4-Pin LED Base (G24q)</b>												
88214-SU	PLV/E/LED/IS/9W/35K/V2	9	18	950	106	82	White	3500K	50000	4.66	DLC	12
88213-SU	PLV/E/LED/IS/9W/40K/V2	9	18	1000	111	82	White	4000K	50000	4.66	DLC	12

Specifications may change without notice.  
We are not responsible for any typographical errors

120-277 Volts  
 Miniature Bi-Pin (G5)  
 80 CRI

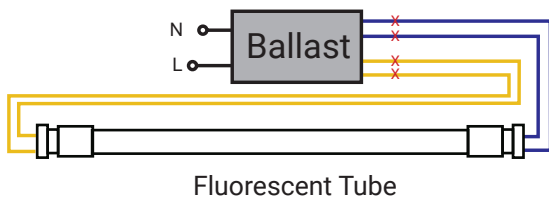


## T5 Advanced Bypass Dual End Linear Tube Lamp




Item#	Description	Watt	Replacement	Lumen	LPW	CRI	Finish	Kelvin	Hours	MOL(in)	Features	CTN
<b>2 Foot   F24T5 Replacement</b>												
87985-SU	T5/LED/BPD/2'/12W/30K	12	F24T5	1400	117	80	White	3000K	50000	23.22		10
87986-SU	T5/LED/BPD/2'/12W/40K	12	F24T5	1400	117	80	White	4000K	50000	23.22		10
87987-SU	T5/LED/BPD/2'/12W/50K	12	F24T5	1500	125	80	White	5000K	50000	23.22		10
<b>3 Foot   F39T5 Replacement</b>												
87990-SU	T5/LED/BPD/3'/16W/30K	16	F39T5	1800	113	80	White	3000K	50000	35.7		10
87991-SU	T5/LED/BPD/3'/16W/40K	16	F39T5	1800	113	80	White	4000K	50000	35.7		10
87992-SU	T5/LED/BPD/3'/16W/50K	16	F39T5	1900	119	80	White	5000K	50000	35.7		10
<b>4 Foot   F28T5 Replacement</b>												
88486-SU	T5/LED/BPD/4'/13W/35K	13	F28T5	1600	123	80	White	3500K	50000	45.8	DLC	25
88487-SU	T5/LED/BPD/4'/13W/40K	13	F28T5	1650	127	80	White	4000K	50000	45.8	DLC	25
88488-SU	T5/LED/BPD/4'/13W/50K	13	F28T5	1700	131	80	White	5000K	50000	45.8	DLC	25
<b>4 Foot   F54T5 Replacement</b>												
88415-SU	T5/LED/BPD/4'/25W/30K	25	F54T5	3300	132	82	White	3000K	50000	45.8	DLC	10
88416-SU	T5/LED/BPD/4'/25W/35K	25	F54T5	3300	132	82	White	3500K	50000	45.8	DLC	10
88417-SU	T5/LED/BPD/4'/25W/40K	25	F54T5	3500	140	82	White	4000K	50000	45.8	DLC	10
88418-SU	T5/LED/BPD/4'/25W/50K	25	F54T5	3500	140	82	White	5000K	50000	45.8	DLC	25
88426-SU	T5/LED/BPD/4'/25W/65K	25	F54T5	3500	140	80	White	6500K	50000	45.8		25

### Advanced Dual End Bypass Installation



Step 1  
 Cut off the wires and remove the ballast



Step 2  
 Reconnect the wires

\*Dual-end powered LED tube lamp has live and neutral pins on the opposite side. When you wire a dual-ended tube, you will need to connect neutral wires to one end and live wires to the other end.



# T8 Advanced Bypass Dual End

## Linear Tube Lamp



G13



R17d



Fa8



120-277 Volts  
Medium 2-Pin (G13)  
82 CRI



Item#	Description	Watt	Replacement	Lumen	LPW	CRI	Finish	Kelvin	Hours	MOL(in)	Features	CTN
<b>2 Foot   F17T8 Replacement</b>												
88430-SU	T8/LED/BPD/2'/9W/30K	9	F17T8	1100	122	82	White	3000K	50000	23.22	DLC	10
88427-SU	T8/LED/BPD/2'/9W/35K	9	F17T8	1100	122	82	White	3500K	50000	23.22	DLC	10
88431-SU	T8/LED/BPD/2'/9W/40K	9	F17T8	1150	128	82	White	4000K	50000	23.22	DLC	10
88432-SU	T8/LED/BPD/2'/9W/50K	9	F17T8	1150	128	82	White	5000K	50000	23.22	DLC	10
88429-SU	T8/LED/BPD/2'/9W/65K	9	F17T8	1150	128	82	White	6500K	50000	23.22	DLC	10
<b>3 Foot   F25T8 Replacement</b>												
88446-SU	T8/LED/BPD/3'/12W/40K	12	F25T8	1450	121	82	White	4000K	50000	35.7	DLC	10
88447-SU	T8/LED/BPD/3'/12W/50K	12	F25T8	1450	121	82	White	5000K	50000	35.7	DLC	10
88448-SU	T8/LED/BPD/3'/12W/65K	12	F25T8	1450	121	82	White	6500K	50000	35.7	DLC	10
<b>4 Foot   F32T8 Replacement</b>												
88433-SU	T8/LED/BPD/4'/14W/30K	14	F32T8	1700	121	82	White	3000K	50000	47.67	DLC	10
88425-SU	T8/LED/BPD/4'/14W/40K	14	F32T8	1800	129	82	White	4000K	50000	47.67	DLC	25
88435-SU	T8/LED/BPD/4'/14W/50K	14	F32T8	1800	129	82	White	5000K	50000	47.67	DLC	10
88449-SU	T8/LED/BPD/4'/14W/65K	14	F32T8	1800	129	82	White	6500K	50000	47.67	DLC	25
<b>4 Foot   F32T8 Replacement   High Lumens</b>												
88424-SU	T8/LED/BPD/4'/17W/30K	17	F32T8	2100	124	82	White	3000K	50000	47.67	DLC	10
88428-SU	T8/LED/BPD/4'/17W/35K	17	F32T8	2100	124	82	White	3500K	50000	47.67	DLC	10
88475-SU	T8/LED/BPD/4'/17W/40K	17	F32T8	2200	129	82	White	4000K	50000	47.67	DLC	25
88477-SU	T8/LED/BPD/4'/17W/50K	17	F32T8	2200	129	82	White	5000K	50000	47.67	DLC	25
88439-SU	T8/LED/BPD/4'/17W/65K	17	F32T8	2200	129	82	White	6500K	50000	47.67	DLC	10
<b>8 Foot   Recessed Double Contact (R17d)   F59T8 Replacement</b>												
88440-SU	T8/LED/BPD/8'/43W/30K	43	F59T8	5000	116	82	White	3000K	50000	94	DLC	10
88441-SU	T8/LED/BPD/8'/43W/40K	43	F59T8	5500	128	82	White	4000K	50000	94	DLC	10
88442-SU	T8/LED/BPD/8'/43W/50K	43	F59T8	5500	128	82	White	5000K	50000	94	DLC	10
88443-SU	T8/LED/BPD/8'/43W/65K	43	F59T8	5500	128	82	White	6500K	50000	94	DLC	10
<b>8 Foot   Double Ended (Fa8)   F86T8 Replacement</b>												
88452-SU	T8/LED/BPD/8'/43W/40K/HO	43	F86T8	5500	128	82	White	4000K	50000	94	DLC	10
88453-SU	T8/LED/BPD/8'/43W/50K/HO	43	F86T8	5500	128	82	White	5000K	50000	94	DLC	10

Specifications may change without notice.  
We are not responsible for any typographical errors

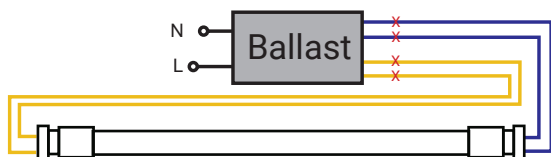
120-277 Volts  
Medium 2-Pin (G13)  
82 CRI



## T8 Bypass Single End Linear Tube Lamp



Item#	Description	Watt	Replacement	Lumen	LPW	CRI	Finish	Kelvin	Hours	MOL(in)	Features	CTN
<b>4 Foot   High Lumens</b>												
88172-SU	T8/LED/BPS/4'/18W/30K	18	F32T8	2100	117	82	White	3000K	50000	47.67		10
88164-SU	T8/LED/BPS/4'/15W/50K	15	F32T8	1800	120	82	White	5000K	50000	47.67		10



Fluorescent Tube

Step 1  
Cut off the wires and remove the ballast



LED Tube

Step 2  
Reconnect the wires

\*Single-ended powered LED lamp has the live and neutral pins on the same side of the lamp.

Miniature Bi-Pin (G5)  
82 CRI



## T5 Plug and Play Linear Tube Lamp



Item#	Description	Watt	Replacement	Lumen	LPW	CRI	Finish	Kelvin	Hours	MOL(in)	Features	CTN
<b>2 Foot</b>												
88221-SU	T5/LED/IS/2'/11W/40K	11	F39T5	1400	127	82	White	4000K	50000	23.22		10
88222-SU	T5/LED/IS/2'/11W/50K	11	F39T5	1400	127	82	White	5000K	50000	23.22		10
<b>3 Foot</b>												
87980-SU	T5/LED/IS/3'/18W/30K/HL	18	F39T5	2100	117	80	White	3000K	50000	35.7		10
87981-SU	T5/LED/IS/3'/18W/40K/HL	18	F39T5	2100	117	80	White	4000K	50000	35.7		10
<b>4 Foot   High Lumens</b>												
88420-SU	T5/LED/IS/4'/25W/30K/HL	25	F39T5	3300	132	82	White	3000K	50000	45.8	DLC	10
88225-SU	T5/LED/IS/4'/25W/35K/HL	25	F39T5	3300	132	82	White	3500K	50000	45.8	DLC	10
HD02233-10	T5/LED/IS/4'/25W/40K/HL	25	F39T5	3500	140	82	White	4000K	50000	45.8	DLC	10
HD02234-10	T5/LED/IS/4'/25W/50K/HL	25	F39T5	3200	128	82	White	5000K	50000	45.8	DLC	10
HD02235-10	T5/LED/IS/4'/25W/65K	25	F39T5	3500	140	82	White	6500K	50000	45.8		10

## T8 Plug and Play

### Linear Tube Lamp



Medium 2-Pin (G13)  
82 CRI



Item#	Description	Watt	Replacement	Lumen	LPW	CRI	Finish	Kelvin	Hours	MOL(in)	Features	CTN
<b>2 Foot</b>												
88076-SU	T8/LED/2'/9W/IS/30K	9	F17T8	1150	128	82	White	3000K	50000	23.22		10
88077-SU	T8/LED/2'/9W/IS/40K	9	F17T8	1150	128	82	White	4000K	50000	23.22		10
88400-SU	T8/LED/IS/2'/8W/30K/V2	8	F17T8	1200	150	82	White	3000K	50000	23.22	DLC	10
88401-SU	T8/LED/IS/2'/8W/40K/V2	8	F17T8	1250	156	82	White	4000K	50000	23.22	DLC	10
88402-SU	T8/LED/IS/2'/8W/50K/V2	8	F17T8	1250	156	82	White	5000K	50000	23.22	DLC	10
88403-SU	T8/LED/IS/2'/8W/65K/V2	8	F17T8	1250	156	82	White	6500K	50000	23.22		10
<b>3 Foot</b>												
87960-SU	T8/LED/IS/3'/11W/30K	11	F17T8	1450	132	82	White	3000K	50000	35.7		10
87963-SU	T8/LED/IS/3'/11W/65K	11	F17T8	1450	132	82	White	6500K	50000	35.7		10
87965-SU	T8/LED/IS/3'/10W/30K/V2	10	F17T8	1450	145	82	White	3000K	50000	35.7	DLC	10
87971-SU	T8/LED/IS/3'/10W/40K/V2	10	F17T8	1450	145	82	White	4000K	50000	35.7	DLC	10
87972-SU	T8/LED/IS/3'/10W/50K/V2	10	F17T8	1450	145	82	White	5000K	50000	35.7	DLC	10
<b>4 Foot</b>												
88090-SU	T8/LED/IS/4'/12W/30K	12	F17T8	1800	150	82	White	3000K	50000	47.67	DLC	10
88412-SU	T8/LED/IS/4'/11.5W/35K	11.5	F17T8	1700	148	82	White	3500K	50000	47.67	DLC	10
HD02760-25	T8/LED/IS/4'/12W/D/40K	12	F17T8	1800	150	82	White	4000K	50000	47.67	DLC	25
88406-SU	T8/LED/IS/4'/11.5W/50K	11.5	F17T8	1800	157	82	White	5000K	50000	47.67	DLC	10
HD02762-25	T8/LED/IS/4'/12W/D/50K	12	F17T8	1800	150	82	White	5000K	50000	47.67	DLC	25
88407-SU	T8/LED/IS/4'/11.5W/65K	11.5	F17T8	1800	157	82	White	6500K	50000	47.67		10
<b>4 Foot   High Lumens</b>												
HD02763-25	T8/LED/IS/4'/15W/D/30K	15	F17T8	2100	140	82	White	3000K	50000	47.67	DLC	25
87927-SU	T8/LED/IS/4'/15W/D/40K	15	F17T8	2200	147	82	White	4000K	50000	47.67	DLC	25
87928-SU	T8/LED/IS/4'/14W/D/50K	15	F17T8	2200	147	82	White	5000K	50000	47.67	DLC	25
HD02761-25	T8/LED/IS/4'/15W/D/65K	15	F17T8	2200	147	82	White	6500K	50000	47.67		25

## T8 Plug and Play / Economy Type

### Linear Tube Lamp



Medium 2-Pin (G13)  
82 CRI



Item#	Description	Watt	Replacement	Lumen	LPW	CRI	Finish	Kelvin	Hours	MOL(in)	Features	CTN
<b>4 Foot</b>												
88457-SU	T8/LED/IS/4'/12W/30K/PPS	12	F32T8	1700	142	82	White	3000K	50000	47.7		10
88455-SU	T8/LED/IS/4'/12W/40K/PPS	12	F32T8	1800	150	82	White	4000K	50000	47.67		10
<b>4 Foot   Shatter Proof</b>												
88181-SU	T8/LED/IS/4'/14W/30K/SP	14	F17T8	1800	129	82	White	3000K	50000	47.67		10
88183-SU	T8/LED/IS/4'/14W/40K/SP	14	F17T8	1800	129	82	White	4000K	50000	47.67		10

2x Medium 2-Pin (2G13)  
82 CRI



## T8 U-Bend Plug and Play

Linear Tube Lamp



Item#	Description	Watt	Replacement	Lumen	LPW	CRI	Finish	Kelvin	Hours	MOL(in)	Features	CTN
87910-SU	T8/LED/IS/U/11.5W/40K	11.5	T8 U	1800	157	82	White	4000K	50000	22.44	DLC	6
87912-SU	T8/LED/IS/U/11.5W/50K	11.5	T8 U	1800	157	82	White	5000K	50000	22.8	DLC	6
87911-SU	T8/LED/IS/U/15W/40K	15	T8 U	2200	147	82	White	4000K	50000	22.44	DLC	6

120-277 Volts  
2x Medium 2-Pin (2G13)  
82 CRI



## T8 U-Bend Bypass Single End

Linear Tube Lamp



Item#	Description	Watt	Replacement	Lumen	LPW	CRI	Finish	Kelvin	Hours	MOL(in)	Features	CTN
87907-SU	T8/LED/BPS/U/18W/30K	18	T8 U	2100	117	82	White	3000K	50000	22.8	DLC	12
87908-SU	T8/LED/BPS/U/18W/40K	18	T8 U	2200	122	82	White	4000K	50000	22.8	DLC	12

120 Volts  
Medium Screw (E26)  
80 CRI



## Utility Lamps

Colored Pendant Fixture



Item#	Description	Watt	Eq. W	Lumen	LPW	CRI	Finish	Kelvin	Hours	MOL(in)	Features	CTN
HD03522-1	UFO/LED/7W/30K/PINK	7	35	550	79	80	-	3000K	25000	2.5		6
HD03521-1	UFO/LED/7W/30K/BLUE	7	35	550	79	80	-	3000K	25000	2.5		6
HD03584-1	UFO/LED/11W/30K/PINK	11	50	800	73	80	-	3000K	25000	2.6		6
HD03583-1	UFO/LED/11W/30K/BLUE	11	50	800	73	80	-	3000K	25000	2.6		6
HD03582-1	UFO/LED/15W/30K/PINK	15	75	1250	83	80	-	3000K	25000	3		6
HD03581-1	UFO/LED/15W/30K/BLUE	15	75	1250	83	80	-	3000K	25000	3		6

## High Lumen Lamps

General Purpose



120-277 Volts  
Medium Screw (E26) / Mogul Screw (E39)  
80 CRI

5  
YEAR  
WARRANTY

Item#	Description	Watt	Eq. W	Lumen	LPW	CRI	Finish	Kelvin	Hours	MOL(in)	Features	CTN
<b>Medium Screw (E26)</b>												
HD02633-1	HL/LED/T32/E26/20W/30K	20	225	2600	130	80	White	3000K	50000	5.75	IP65	6
81265-SU	HL/LED/T32/E26/20W/50K	20	225	2600	130	80	White	5000K	50000	5.75	IP65	6
HD02635-1	HL/LED/T36/E26/27W/30K	27	300	3500	130	80	White	3000K	50000	7.09	IP65	6
HD02766-1	HL/LED/T36/E26/27W/50K	27	300	3500	130	80	White	5000K	50000	7.09	IP65	6
HD02637-1	HL/LED/T36/E26/40W/30K	40	375	4800	120	80	White	3000K	50000	8.07	IP65	6
HD02767-1	HL/LED/T36/E26/40W/50K	40	375	4800	120	80	White	5000K	50000	8.07	IP65	6
HD02639-1	HL/LED/T36/E26/45W/30K	45	525	5800	129	80	White	3000K	50000	9.45	IP65	6
81266-SU	HL/LED/T36/E26/45W/50K	45	525	5800	129	80	White	5000K	50000		IP65	6
HD02764-1	HL/LED/T42/E26/60W/30K	60	700	7200	120	80	White	3000K	50000	10.97	IP65	6
81267-SU	HL/LED/T42/E26/60W/50K	60	700	7200	120	80	White	5000K	50000	10.97	IP65	6
<b>Mogul Screw (E39)</b>												
HD02765-1	HL/LED/T42/E39/90W/30K	90	1000	10800	120	80	White	3000K	50000	11.34	IP65	6
81264-SU	HL/LED/T42/E39/90W/50K	90	1000	10800	120	80	White	5000K	50000	10.97	IP65	6

## High Lumen Lamps

High Bay Retrofit (Bypass Required)



120-277 Volts  
Mogul Screw (E39)  
80 CRI

BYPASS  
REQUIRED

5  
YEAR  
WARRANTY

Item#	Description	Watt	Eq. W	Lumen	LPW	CRI	Finish	Kelvin	Hours	MOL(in)	Features	CTN
HD02879-1	HBR/LED/60W/E39/50K	60	100	7200	120	80	White	5000K	50000	9.05		4
HD03543-1	HBR/LED/60W/E39/50K	60	150	9000	150	80	White	5000K	50000	9.05	DLC	4
HD02878-1	HBR/LED/75W/E39/50K	75	150	9000	120	80	White	5000K	50000	10.83		4
HD03542-1	HBR/LED/100W/E39/50K	100	250	15000	150	80	White	5000K	50000	12.05	DLC	4
HD02877-1	HBR/LED/120W/E39/50K	120	250	15000	125	80	White	5000K	50000	12.05		4
80873-SU	HBR/LED/140W/E39/50K	140	400	20000	143	80	White	5000K	50000	12.13		4

Specifications may change without notice.  
We are not responsible for any typographical errors

SUNLITE.COM

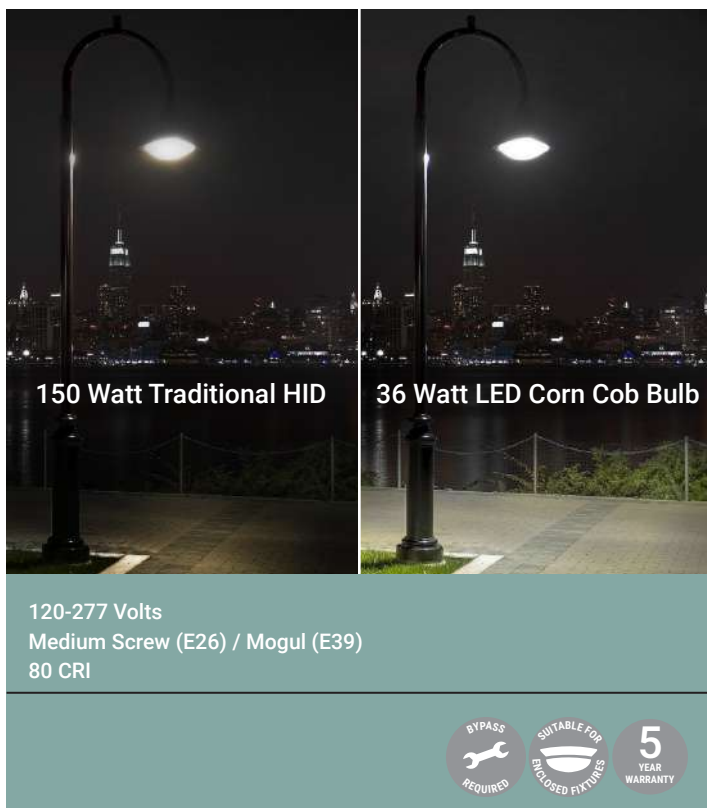
CALL 718.768.7000

TOLL-FREE 800.605.BULB

**sunlite**

## High Lumen Lamps

Bypass MV



Tulip Shaped



Corn Cob

Direct Line  
Voltage

IP64  
Water Resistant

HID Replacement  
Lamps

Suitable For  
Enclosed Fixtures

Item#	Description	Watt	Eq.W	Lumen	LPW	CRI	Finish	Kelvin	Hours	MOL(in)	Features	CTN
<b>Tulip Shaped Mogul Base (E39)</b>												
81003-SU	PS30/LED/24W/MV/E39/50K	24	50	3200	133	80	Clear	5000K	50000	9.27	IP64	6
81004-SU	PS35/LED/32W/MV/E39/50K	32	70	4200	131	80	Clear	5000K	50000	10.83	IP64	6
<b>Corn Cob Medium Screw (E26)</b>												
HD02880-1	CC/LED/15W/E26/MV/50K	15	30	1950	130	80	Clear	5000K	50000	6.73	IP64	12
81425-SU	CC/LED/18W/E26-E39/MV/50K/V3	18	35	2520	140	80	Clear	5000K	50000	5.7	IP64	24
HD03434-1	CC/LED/27W/E26/50K/G4	27	50	3834	142	80	Clear	5000K	50000	6.7	IP64	24
81428-SU	CC/LED/36W/E26/50K/G4	36	70	5112	142	80	Clear	5000K	50000	7.8	IP64	12
<b>Corn Cob Mogul Base (E39)</b>												
HD02882-1	CC/LED/45W/E39/MV/50K/V2	45	70	5660	125	80	Clear	5000K	50000	9.5	IP64	12
81430-SU	CC/LED/45W/E39/50K/G4	45	90	6975	155	80	Clear	5000K	50000	9.5	IP64,DIM,DLC	
81429-SU	CC/LED/54W/E39/MV/50K/V3	54	100	7668	142	80	Clear	5000K	50000	9.5	IP64	12
HD02881-1	CC/LED/63W/E39/MV/50K/V2	63	100	7875	125	80	Clear	5000K	50000	10.1	IP64	12
81431-SU	CC/LED/100W/E39/MV/50K/V3	100	250	14200	142	80	Clear	5000K	50000	10.6	IP64	6

# TERMS & CONDITIONS

## OPEN ACCOUNT

New accounts are subject to approval. For credit applications, customers should submit a Sunlite credit application, and allow two weeks for processing. We will notify you accordingly.

## PAYMENT TERMS

Net 30 days subject to credit approval. All past due invoices are subject to a 2.5% interest charge per month the invoice remains unpaid. C.O.D. A check must be presented to the courier upon delivery of all C.O.D. shipments. All C.O.D. fees are the responsibility of the customer. Drop shipment service is not available on C.O.D. orders.

## MINIMUM ORDER

There is a \$100 minimum order. Orders under \$100 will be charged a \$10 small order charge.

## SPECIAL ORDER

Special order is non-returnable and non-refundable. Once the order is confirmed, a special cannot be canceled. Please take note of items that are special order.

## DAMAGES/SHORTAGES

Claims for Shortage or shipments must be claimed within 24 hours of receipt of the order. We regret we cannot issue credit for merchandise that has been damaged in transit. The responsibility of such damage(s) shall be taken by the carrier.

## ADDING TO AN ORDER

We will do our best to add to an existing order. However, if it's not possible, we will treat it as a new order and must comply with all terms of a new order.

## BACKORDER

Backorder will be shipped as soon as possible. If the customer has a "NO BACKORDER POLICY," it must be communicated at the time the order is placed. If the original order is subject to freight allowance, and the backorder falls below minimum freight allowed, the back order shipment may be subject to freight charges.

## CANCELING AN ORDER

We will try to comply with your request to cancel an order. However, we can't be responsible for cancellations. Canceling an order may be subject to a restocking charge, depending on the status of the order in our system.

## SHIPPING & DROP-SHIP

We provide convenient FREE delivery in local N.Y. Tri-State area and in South Florida. Make sure you check with our Customer Service department to see if your business falls within the local delivery area and if your order amount reaches the minimum level. A service charge will be applied to shipments delivered to a destination other than the customer's physical location for orders less than \$350. Any additional fees (e.g., handling charge, re-delivery charge, etc...), are at the sole responsibility of the ordering customer.

## FREIGHT

All shipments are FOB Brooklyn, NY or Lauderhill, FL. Full freight is allowed on orders totaling \$1,300.00 or more for product delivering east of the Mississippi, and \$1,500.00 for orders delivering west of the Mississippi, excluding Hawaii, Alaska, and Porto Rico. \* Freight charges which were originally allowed, may be added to an outstanding invoice that is not paid within its allowed terms (usually 30 days). The freight allowance EXCLUDES any oversized boxes that are greater than four feet (i.e. 5ft. fluorescent lamps, fixtures, etc...)

Freight allowed policy only applies to orders sold at STANDARD DISTRIBUTOR NET pricing. Any discounted orders will void any freight allowed. Any exceptions will be at the sole discretion of Sunshine Lighting. Handling Fees: For all FedEx, UPS, USPS, and other express services shipped on customer's account or 3rd party accounts, each order is subject to as much as a \$6.50 handling charge per box based on dimensional weight.

## PACKAGING

All packages are packed with great care using the best packing methods available. If damages occur in transit, "DO NOT REFUSE THE SHIPMENT." It will cause unnecessary shipping expenses and delays in your order. File a claim with the courier for the loss or damage. The courier is responsible for breakage during transit. We will try to assist you in collecting your claims for loss or damage.

## RETURNS

All damages or shortages must be reported within 24 hours of delivery. Returns will not be accepted without a written RMA (Return merchandise authorization). No returns will be allowed for Special Orders, Non-Stocked M.T.O. (made to order). All merchandise is to be returned in the original packaging and is in excellent condition for resale. Credits will be issued once we complete an inspection of returned merchandise. Defective non-LED items will be replaced up to 6 months from the time of purchase, and a valid purchase order or number to reference. Sunshine Lighting reserves the right to refuse non-confirmed RMA's. Restocking fees & Time frame 15% - 25% restocking fee may apply for returns within 30 days, depending on the condition of the merchandise. Restocking fees do not include truck pick-up. 30% - 40% restocking fee will apply for returns after 30 days. The restocking fee does not include truck pick-up. No returns after 60 days without authorization from Management, there will also be up to a 50% restocking fee.

## PRICES

Prices are subject to change without any notice.

## SPECIFICATIONS

Due to the rapid advancement of LED technology, specifications and product images are subject to change without notice.

## PRODUCT & DESCRIPTIONS

We are not responsible for any typographical errors.

## SIZES & MEASUREMENTS

All sizes and measurements are in inches, except where specified. Actual product sizes may vary.

Sunshine Lighting  
744 Clinton Street  
Brooklyn, NY 11231

